

October 1, 2021 through September 30, 2022 Submitted to Board of County Commissioners
For Approval on December 6, 2022

2021/2022
MANATEE COUNTY GOVERNMENT
CONSOLIDATED ANNUAL PERFORMANCE AND EVALUATION REPORT
(CAPER)
DRAFT



Prepared by: Manatee County Community and Veterans Services Department
1112 Manatee Avenue West
Bradenton, Florida 34205 (941) 749-3029

Assistance From:



Table of Contents

2021/22 CAPER	3
Executive Summary	3
CR-05 Goals and Outcomes.....	4
CR-10 Racial and Ethnic Compositions of (Persons/Households/Families) Assisted.....	10
CR-15 Resources and Investments	11
CR-20 Affordable Housing.....	16
CR-25 Homeless and Other Special Needs.....	18
CR-30 Public Housing.....	23
CR-35 Other Actions	26
CR-40 Monitoring	32
CR-45 CDBG 91.520(c)	33
CR-50 HOME 91.520(d).....	34
CR-58 Section 3	37
CR-60 ESG 91.520 (ESG Recipients Only)	38
CR-65 Persons Assisted.....	40
CR-70 Assistance Provided and Outcomes	43
CR-75 Expenditures	44
Appendix.....	47
Financial Reports	48
Public Participation.....	49
Electronic ESG CAPER	50
Maps	51

Tables & Maps

Table 1 – Accomplishments - Program Year & Strategic Plan to Date (2021/2022)	6
Table 2 – Accomplishments – Program Year & Strategic Plan to Date (2017-2021).....	9
Table 3 – Families Assisted	10
Table 4 – Resources Made Available.....	11
Table 5 – Geographic Distribution.....	13
Table 6 – Fiscal Year Summary - HOME Match Report.....	14
Table 7 – Match Contribution for the Federal Fiscal Year	14

Table 8 – Program Income.....	15
Table 9 – Minority Business Enterprises and Women Business Enterprises	15
Table 10 – Affordable Housing Progress.....	16
Table 11 – Affordable Housing Progress.....	16
Table 12 – Extremely low-income, Low-income, and Moderate-income persons served	17
Table 13 – Section 3	37
Table 14 – Household Information for Homeless Prevention Activities	40
Table 15 – Household Information for Rapid Re-Housing Activities	40
Table 16 – Shelter Information	40
Table 17 – Household Information for Street Outreach.....	41
Table 18 – Household Information for Persons Served with ESG	41
Table 19 – Gender Information.....	41
Table 20 – Age Information	42
Table 21 – Special Population Served.....	42
Table 22 – Shelter Utilization.....	43
Table 23 – ESG Expenditures for Homeless Prevention	44
Table 24 – ESG Expenditures for Homeless Prevention	44
Table 25 – ESG Expenditures for Emergency Shelter	45
Table 26 – Other Grant Expenditures.....	45
Table 27 – Total ESG Funds Expended.....	45
Table 28 – Match Source	46
Table 29 – Total Amount of Funds Expended on ESG Activities	46

2021/22 CAPER



Executive Summary

INTRODUCTION

Manatee County's Community and Veterans Services Department is responsible for the preparation of the Consolidated Plan and Annual Action Plan and administers the funding for Community Development Block Grant (CDBG) Program, HOME Investment Partnerships (HOME) Program, and Emergency Solutions Grant (ESG) Programs. This is the fifth and final reporting year for the 2017/2021 Consolidated Plan that covers the 2021/2022 Program Year.

The Consolidated Annual Performance and Evaluation Report (CAPER) details Manatee County, Florida's accomplishments during the Community Development Block Grant (CDBG) Program Year (PY) 2021/2022 toward meeting the goals outlined in the Manatee County 2017/2021 Five-Year Consolidated Plan. The Program Year 2021/2022 Consolidated Annual Performance and Evaluation Report (CAPER) describes Manatee County's program accomplishments for the period beginning October 1, 2021 through September 30, 2022.

This report compares the actual performance measures with those projected in the 2021/2022 Annual Action Plan. The CAPER reports on activities funded by the Federal Community Development Block Grant (CDBG) Program, HOME Investment Partnerships (HOME) Program, and Emergency Solutions Grant (ESG) Program as well as highlighting a range of locally funded programs.

For this Program Year Manatee County was allocated \$1,904,294 in Community Development Block Grant (CDBG) funds (as noted in line 02 of PR-26 Financial Summary Report), \$651,923 in HOME Investment Partnerships (HOME) funds, and \$162,291 in Emergency Solutions Grant (ESG) funds through a formula allocation from the Department of Housing and Urban Development (HUD). No additional program income or prior year funding were made available, as identified in the Annual Action Plan.

In response to the COVID-19 pandemic the County received a supplemental allocation of ESG and CDBG funds as authorized by the Coronavirus Aid, Relief, and Economic Security Act (CARES), Public Law 116-136, known as CDBG-CV in the total amount of \$2,698,615 and ESG-CV in the amount of \$2,703,218. Since receiving this allocation, Manatee County, Florida has administered a number of activities that include Homeowner Rehabilitation and Down Payment Assistance, Meals on Wheels and Project Smile Public Service activities, Sunrise Community of Southwest Florida Adult Training Center Remodeling Project, 15th Street Sidewalk Improvement and Washington Park projects to name a few.

Detailed tables outlining the activities that were completed during the 2021/2022 CDBG Program Year are located throughout this CAPER report.

CR-05 Goals and Outcomes

PROGRESS THE JURISDICTION HAS MADE IN CARRYING OUT ITS STRATEGIC PLAN AND ITS ACTION PLAN. 91.520(A)

During the grant application cycle for the 2021/2022 Annual Action Plan, Manatee County gave preference to those complete funding applications that were ranked as high, based upon the priority needs established in the 2017/21 Consolidated Plan, and particularly to those that addressed a goal of the County's approved Assessment of Fair Housing Plan (AFH). In the development of the use of the Coronavirus Aid, Relief, and Economic Security Act (CARES), known as CDBG-CV and ESG-CV, grant funds consideration and prioritization were given to the needs of low and moderate-income persons and the development of partnerships with the private nonprofit sector. Coordination with the Department of Public Safety, Division of Emergency Management was undertaken in identification of activity to support the local pandemic response.

As identified in this report, Manatee County addressed the housing, health, welfare, emergency/disaster response, and homeless needs of our community during the 2021/2022 Program Year. Manatee County is working diligently to meet the priority needs established in our Consolidated Plan and AFH in the expenditure of these federal funds. In addition, the County also seeks to meet other issues identified by involving our citizens in a variety of methods. Due to the lingering impacts of COVID-19, in-person and virtual public meetings were conducted within the County during the year to receive public input. Citizens may also seek information, ask questions, or contact County staff through an established website and e-mail account.

Manatee County is confident that its federally funded programs help address the priorities of the Consolidated Plan and the Annual Action Plan and meet the needs of low and moderate-income persons within the County.

TABLE 1: ACCOMPLISHMENTS – PROGRAM YEAR

Goal	Category	Funding	Outcome				
			Indicator	Expected	Actual	Unit Of Measure (UofM)	Percent Complete
Community Development/Public Improvements	Non-Housing Community Development	CDBG	Other	2	0	Other (Public Infrastructure Projects)	0%
		CDBG	Rental Units Constructed	4	0	Household Housing Unit	0%
Housing	Affordable Housing Public Housing Homeless Non-Homeless Special Needs Other - Fair Housing	CDBG	Rental Units Rehabilitated	26	0	Household Housing Unit	0%
		CDBG	Homeowner Housing Rehabilitated	0	7	Household Housing Unit	700%
		CDBG	Other	1	0	Other	0%
		CDBG	Public service activities other than Low/Moderate Income Housing Benefit	355	180	Persons Assisted	50.7%
Social/Public Services	Homeless Non-Homeless Special Needs Non-Housing Community Development Other - Fair Housing	CDBG	Homeless Person Overnight Shelter	0	0	Persons Assisted	0%
		ESG	Homelessness Prevention	20	0	Persons Assisted	0%
		CDBG	Public service activities other than	0	582	Persons Assisted	582%
Emergency/Disaster Response	Basic Needs Assistance Transportation Services for Special Needs	CDBG	Public service activities other than	0	582	Persons Assisted	582%

			Low/Moderate Income Housing Benefit				
			Homeless Person Overnight Shelter	0	0	Persons Assisted	0%

Table 1 – Accomplishments - Program Year & Strategic Plan to Date (2021/2022)

TABLE 2: ACCOMPLISHMENTS – STRATEGIC PLAN TO DATE

Goal	Category	Funding	Outcome				
			Indicator	Expected	Actual	Unit Of Measure (UofM)	Percent Complete
Community Development/Public Improvements	Non-Housing Community Development Other - Fair Housing	CDBG \$4,010,000	Other	17	4	Other (Public Facility and Public Infrastructure Projects)	23.53%
			Buildings Demolished	15	0	Buildings	0%
Economic Development	Non-Housing Community Development Other - Fair Housing	CDBG \$250,000	Public service activities other than Low/Moderate Income Housing Benefit	25	114	Persons Assisted	456%
			Façade Treatment/Business Building Rehabilitation	2	0	Businesses	0%
Housing	Affordable Housing Public Housing Homeless Non-Homeless Special Needs Other - Fair Housing	CDBG \$1,240,000 HOME \$2,025,000 ESG \$518,000	Public service activities for Low/Moderate Income Housing Benefit	75	0	Households Assisted	0%
			Homeowner Housing Rehabilitated	21	5	Household Housing Unit	23.81%
			Direct Financial Assistance to Homebuyers	5	7	Households Assisted	140.00%
			Homelessness Prevention	150	654	Persons Assisted	436.00%

Table 2 – Accomplishments - Program Year & Strategic Plan to Date (2017-2021)

TABLE 2: ACCOMPLISHMENTS – STRATEGIC PLAN TO DATE

Goal	Category	Funding	Outcome				
			Indicator	Expected	Actual	Unit Of Measure (UofM)	Percent Complete
			Other	9	0	Other "9" Other is made up of (CHDO Housing Units (Rental or Homeowner) = 5 household/housing units) and (AFH "other" = 4)	0%
Social/Public Services	Homeless Non-Homeless Special Needs Non-Housing Community Development Other - Fair Housing	CDBG \$900,000 ESG \$129,500	Homelessness Prevention	100	654	Persons Assisted	654.00%
			Public Service Activities other than Low/Moderate Income Housing Benefit	815	1,760	Persons Assisted	215.95%
Emergency/Disaster Response	Other - Emergency/Disaster Response	Other - \$1,687,241	Public service activities other than Low/Moderate Income Housing Benefit	430	11,760	Persons Assisted	2,734.88%
			Tenant-based rental assistance / Rapid Rehousing	60	0	Persons Assisted	0%

Table 2 – Accomplishments - Program Year & Strategic Plan to Date (2017-2021)

TABLE 2: ACCOMPLISHMENTS – STRATEGIC PLAN TO DATE

Goal	Category	Funding	Outcome				
			Indicator	Expected	Actual	Unit Of Measure (UofM)	Percent Complete
			Homelessness Prevention	150	57	Persons Assisted	38%

Table 2 – Accomplishments – Program Year & Strategic Plan to Date (2017-2021)

ASSESS HOW THE JURISDICTION'S USE OF FUNDS, PARTICULARLY CDBG, ADDRESSES THE PRIORITIES AND SPECIFIC OBJECTIVES IDENTIFIED IN THE PLAN, GIVING SPECIAL ATTENTION TO THE HIGHEST PRIORITY ACTIVITIES IDENTIFIED.

During this program year, year five of the Five-Year Consolidated Plan, Manatee County effectively used its CDBG funds to undertake a variety of programs, projects and activities designed to address housing and community development needs throughout the County. High priority initiatives affordable housing development, public services such as housing counseling and transportation assistance, and community improvements through infrastructure projects and renovation of community services buildings. The accomplishments of Manatee County were consistent with the Consolidated Plan’s high-priority community development housing, social services, and homeless objectives, and are presented in this report within this program year.

Please note: the outcome numbers reported in the table above include projects from prior years that were closed out during this program year. The outcome numbers above and through-out this report do not include outcomes for ESG-CV as HUD requires ESG-CV reporting in a different manner.

CR-10 Racial and Ethnic Compositions of (Persons/Households/Families) Assisted

DESCRIBE THE FAMILIES ASSISTED (INCLUDING THE RACIAL AND ETHNIC STATUS OF FAMILIES ASSISTED 91.520(A))

All local jurisdictions that receive CDBG, HOME, and ESG funding must maintain data on the extent to which each racial and ethnic group have applied for, participated in, or benefited from any program or activity funded with federal funds. Manatee County was able to collect this data by having all participants and sub-recipients report on income and racial/ethnic status. This tracking allows Manatee County to collect racial and ethnic information, household size and annual household income.

TABLE 3: FAMILIES ASSISTED

Race:	CDBG	HOME	ESG
White	1,209	3	16
Black or African American	266	20	17
Asian	2	0	0
American Indian or American Native	1	0	1
Native Hawaiian or Pacific Islander	0	0	0
Multiple Races or Other	1,478	23	0
TOTAL:	2,956	46	34
Ethnicity:			
Hispanic	81	3	5
Not-Hispanic	1,397	20	29

Table 3 – Families Assisted

NARRATIVE

During the 2021/2022 Program Year, Manatee County assisted 2,956 individuals through multiple programs. Please see the above table for a breakdown by race and ethnicity. Additionally, there were 34 clients served with ESG funding.

CR-15 Resources and Investments

IDENTIFY THE RESOURCES MADE AVAILABLE.

Information in **Table 4** provides a detailed breakdown of resources that were made available through the CDBG, HOME, ESG but does not account for unspent prior year funds or outstanding project balances. In program year 2021/2022, Manatee County had \$1,904,294 available in Community Development Block Grant (CDBG) resources, \$651,923 in HOME funds, and \$162,291 in ESG funds to award to sub-recipients carrying out the goals outlined in the County’s Consolidated Plan. No carry-over funding from prior years was made available.

In response to the COVID-19 pandemic the County received a supplemental allocation of ESG and CDBG funds as authorized by the Coronavirus Aid, Relief, and Economic Security Act (CARES), Public Law 116-136, known as CDBG-CV in the amount of \$2,698,615 and ESG-CV in the amount of \$2,703,218 for a total of \$5,401,833.

These amounts do not include amounts expended but not disbursed during the program year as there is a delay in disbursement of funding due to staff reprioritization as a result of the COVID-19 pandemic.

- The CDBG program disbursed a total of \$772,564.15 during this program year, which included current-year program funds and prior year funds.
- The HOME program disbursed a total of \$31,859.97 during this program year, which included current-year program funds and prior year funds.
- The ESG program disbursed a total of \$6,612.50 during this program year, which included current-year program funds and prior year funds.

Total amount expended in grant funding when accounting for multiple grant years is shown below:

TABLE 4: RESOURCES MADE AVAILABLE

Source of Funds	Source of Funds	Resources Made Available \$	Amount Expended During Program Year Program Year 2021
CDBG	Public, Federal	\$1,904,294	\$772,564.15
HOME	Public, Federal	\$651,923	\$31,859.97
ESG	Public, Federal	\$162,291	\$6,612.50

Table 4 – Resources Made Available

IDENTIFY THE GEOGRAPHIC DISTRIBUTION AND LOCATION OF INVESTMENTS.

Table 5 reflects the designated five (5) target areas within the Consolidated Plan: Samoset, Samoset West (R/ECAP), South County (R/ECAP), Washington Park, and Manatee County (unincorporated CDBG-eligible areas of the County). Additionally, the County identified CDBG, HOME, and ESG resources to assist various communities and neighborhoods throughout the County and the cooperating cities based on low- and moderate-income area criteria.

During this program year, some activities were impacted by the COVID-19 pandemic. While many of our traditional programs are geographically targeted, all of the COVID-19 programs were expanded to any eligible person within Manatee County regardless of their location.

The CDBG-CV funding had been distributed to public service agencies to address food insecurity for many of our seniors, hygiene stations for our homeless neighbors, assistance to individuals experiencing homelessness that need legal services in obtaining birth certificates or government issued identification in order to be able to access housing resources, and homeless outreach to actively engage with unsheltered people in encampments and ensure basic needs and connect them with traditional and COVID-19 related services and resources.

The following table below describes the distribution of resources based on geography for activities completed over the 2021/2022 Program Year. A summary of this distribution is shown in **Table 5**.

TABLE 5: GEOGRAPHIC DISTRIBUTION

Target Area	Planned Percentage of Allocation	Actual Percentage of Allocation	Narrative Description
Samoset Target Areas	0%	0%	-
Samoset West R/ECAP Target Area	22%	1.2%	Activities completed include CDBG 2021 Unfunded Senior Meals.
South County R/ECAP Target Area	22%	1.2%	Activities completed include CDBG 2021 Unfunded Senior Meals.
Washington Park Target Area	0%	0%	-
Manatee County LMI Areas	55%	7.4%	Activities completed include CDBG 2021 Project Smile, 2021 Allean's Loving Care, 2021 Financial Coaching, and 2021 Housing Legal Services.

Table 5 – Geographic Distribution

Leveraging

The CDBG program does not require matching funds, but CDBG funds are leveraged by many other resources within the community. Many of these funding sources provided leverage from private and public sources for the CDBG projects undertaken in PY 2021/2022. Sub-recipients that received CDBG funding also received funding from federal, state, local, and other resources. The CDBG-CV and the ESG-CV programs also do not require match. **In this program year, \$\$\$\$ was leveraged from SHIP and property owner contributions to HOME funds to support proposed projects.**

ESG funds were leveraged, in part, by selecting a sub-recipient that has established homeless services and has strong connections with various funding sources. ESG sub-recipients are required to match ESG funding with other cash and/or in-kind dollar-for-dollar match. ESG sub-recipients used other private or public grants not used previously to match another grant, the value of any donated materials or volunteer service time, the value of any leases on buildings, salaries paid to staff, and additional costs to carry out programs not paid for with ESG funding.

TABLE 6: FISCAL YEAR SUMMARY – HOME MATCH

Fiscal Year Summary – HOME Match	
1. Excess match from prior Federal fiscal year	#
2. Match contributed during current Federal fiscal year	#
3. Total match available for current Federal fiscal year (Line 1 plus Line 2)	#
4. Match liability for current Federal fiscal year	#
5. Excess match carried over to next Federal fiscal year (Line 3 minus Line 4)	#

Table 6 – Fiscal Year Summary - HOME Match Report

TABLE 7: MATCH CONTRIBUTION FOR THE FEDERAL FISCAL YEAR HOME MATCH

Project Number	Date of Contribution	Cash (Non-Federal Sources)	Total Match
#	#	#	#

Table 7 – Match Contribution for the Federal Fiscal Year

TABLE 8: HOME MBE/WBE REPORT

Program Income – Enter the program amounts for the reporting period				
Balance on hand at beginning of reporting period \$	Amount Received during reporting period \$	Total amount expended during reporting period \$	Amount expended for TBRA	Balance on hand at end of reporting period \$
\$45,920	\$74,379	\$3,678.41	\$0	\$116,620.59

Table 8 – Program Income

TABLE 9: MINORITY BUSINESS ENTERPRISES AND WOMEN BUSINESS ENTERPRISES

Contracts – Enter the contract amounts for the reporting period							
Total	Minority Business Enterprises				White Non-Hispanic	Women Business Enterprises	
	Alaskan Native or American Indian	Asian or Pacific Islander	Black Non-Hispanic	Hispanic			
Contracts							
Dollar Amount	N/A	N/A	N/A	N/A	N/A	N/A	N/A
Number	N/A	N/A	N/A	N/A	N/A	N/A	N/A
Sub-Contracts							
Dollar Amount	N/A	N/A	N/A	N/A	N/A	N/A	N/A
Number	N/A	N/A	N/A	N/A	N/A	N/A	N/A

Table 9 – Minority Business Enterprises and Women Business Enterprises

CR-20 Affordable Housing

During the 2021/2022 Program Year, Manatee County allocated funding for the Manatee County Habitat for Humanity/Poling Gardens Infrastructure Project, the North NOSO Roofing Project, the CHDO set-aside, and the Contemporary Housing Alternatives of Florida, Inc. Affordable Rental Housing Development project. These projects would support new infrastructure at an affordable housing complex, rehabilitation of existing affordable housing units, and the development of new affordable housing. However, many of these projects were not funded this program year. The County was able to expend funding for uncompleted projects from previous program years. In doing so, Manatee County helped three households through down payment assistance with CDBG funding, and one households with homeowner rehabilitation (projects from prior program years).

Affordable Housing Progress is shown below in **Table 10** and **Table 11**.

TABLE 10: AFFORDABLE HOUSING PROGRESS

	One-Year Goal	Actual
Number of homeless to be provided affordable housing units	0	0
Number of non-homeless to be provided affordable housing units	31	0
Number of special needs to be provided affordable housing units	0	0
TOTAL:	31	0

Table 10 – Affordable Housing Progress

TABLE 11: AFFORDABLE HOUSING PROGRESS

Number of households supported through:	One-Year Goal	Actual
Rental Assistance	0	0
The Production of New Units	5	0
Rehab of Existing Units	26	0
Acquisition of Existing Units	0	0
TOTAL:	31	0

Table 11 – Affordable Housing Progress

DISCUSS THE DIFFERENCE BETWEEN GOALS AND OUTCOMES AND PROBLEMS ENCOUNTERED IN MEETING THESE GOALS.

Due to the COVID-19 pandemic nearly all Homeowner Rehabilitation and Replacement activities halted. Many of the homeowners did not want contractors in their home during this time. However, during the

2021/2022 Program Year Manatee County was able to help one low- or moderate-income household through rehabilitation and three households throughout Manatee County who needed affordable housing with down payment assistance. These contributed to the completion of prior program year activities.

DISCUSS HOW THESE OUTCOMES WILL IMPACT FUTURE ANNUAL ACTION PLANS.

This year’s outcomes will have a significant impact on future annual action plans and the overall goals outlined in future 5-Year Consolidated Plans. Due to COVID-19 homeowners are reluctant to have anyone in their home and this is expected to continue in the near future. Additionally, home sales prices have significantly increased in the last year impacting the ability for potential homeowners to qualify for a first mortgage. Manatee County has increased the eligible purchase price and the down payment assistance available for a household as a result. Manatee County will continue to monitor the impact of the sales prices on the program in the future. The County will continue to focus on bringing more affordable housing to Manatee County through other incentives.

TABLE 12: EXTREMELY LOW-INCOME, LOW-INCOME, AND MODERATE-INCOME PERSONS SERVED

	CDBG Actual Number of Persons Served	HOME Actual Number of Persons Served
Extremely Low-Income	0	0
Low-Income	0	0
Moderate Income	0	0
TOTAL:	0	0

Table 12 – Extremely low-income, Low-income, and Moderate-income persons served

NARRATIVE

Table 12 includes the number of extremely low-income, low-income, and moderate-income persons served by each activity where information on income by family size is required to determine the eligibility of the activity. These numbers are inclusive of all activities undertaken with CDBG and HOME funds over the 2021/2022 Program Year. During this program year, no homeowner or rental housing rehabilitation projects were completed with 2021/2022 CDBG or HOME funding.

CR-25 Homeless and Other Special Needs

EVALUATE THE JURISDICTION'S PROGRESS IN MEETING ITS SPECIFIC OBJECTIVES FOR REDUCING AND ENDING HOMELESSNESS THROUGH: REACHING OUT TO HOMELESS PERSONS (ESPECIALLY UNSHELTERED PERSONS) AND ASSESSING THEIR INDIVIDUAL NEEDS

Manatee County invests Emergency Solutions Grant (ESG) funds and other federal, state, and local funds in programs and services to assist homeless persons. The County continues to work collaboratively with other public funders, businesses, community-based, and faith-based organizations to support the providers' efforts for reducing and ending homelessness in Manatee County.

One of the County's strategies for preventing and reducing homelessness is to assist non-profit service providers in obtaining additional funding sources for emergency shelters. The primary activities to address homelessness during the 2021/2022 program year is Project Smile and Homeless Prevention through ESG activities and rapid-rehousing. This program year, ESG funds have not been completely drawn down. The planned activities will continue to occur in future program years. The County received a supplemental allocation of ESG and CDBG funds as authorized by the Coronavirus Aid, Relief, and Economic Security Act (CARES), Public Law 116-136, known as CDBG-CV and ESG-CV. The CDBG-CV funding was distributed to public service agencies to address hygiene stations for our homeless neighbors, temporary food assistance, assistance to individuals experiencing homelessness that need legal services in obtaining birth certificates or government issued identification in order to be able to access housing resources, worker retraining, and homeless outreach to actively engage with unsheltered people in encampments and ensure basic needs and connect them with traditional and COVID-19 related services and resources. Manatee County partnered with The Salvation Army and Turning Points, along with the Palmetto and Bradenton Police Departments and with the Manatee County Sheriff's Office to provide outreach services to the people in those camps.

During the COVID-19 pandemic, there was a dramatic increase in the cost of housing/rents that could lead to homelessness for individuals and families. Manatee County continues to support programming that is designed to prevent homelessness by assisting homeowners and renters that find themselves behind in mortgage or rental payments with our HUD funding. This type of temporary assistance can help families that truly find themselves in a unique situation that can be remedied by one-time support. Through the HUD funded Homeless Prevention activity, the County has provided housing relocation and stabilization services, and short-term and medium-term rental assistance.

ADDRESSING THE EMERGENCY SHELTER AND TRANSITIONAL HOUSING NEEDS OF HOMELESS PERSONS

As previously stated, one of the County's strategies for preventing and reducing homelessness is to assist non-profit service providers in obtaining additional funding sources for emergency shelters. The primary activities to address homelessness during the 2021/2022 program year is Project Smile and homeless prevention through ESG activities and rapid re-housing. The County received a supplemental allocation of ESG and CDBG funds as authorized by the Coronavirus Aid, Relief, and Economic Security Act (CARES), Public Law 116-136, known as CDBG-CV and ESG-CV. The CDBG-CV funding was distributed to public service agencies to address hygiene stations for our homeless neighbors, temporary food assistance, assistance to individuals experiencing homelessness that need legal services in obtaining birth certificates or government issued identification in order to be able to access housing resources, worker retraining, and homeless outreach to actively engage with unsheltered people in encampments and ensure basic needs and connect them with traditional and COVID-19 related services and resources. Manatee County partnered with The Salvation Army and Turning Points, along with the Palmetto and Bradenton Police Departments and with the Manatee County Sheriff's Office to provide outreach services to the people in those camps.

HELPING LOW-INCOME INDIVIDUALS AND FAMILIES AVOID BECOMING HOMELESS, ESPECIALLY EXTREMELY LOW-INCOME INDIVIDUALS AND FAMILIES AND THOSE WHO ARE: LIKELY TO BECOME HOMELESS AFTER BEING DISCHARGED FROM PUBLICLY FUNDED INSTITUTIONS AND SYSTEMS OF CARE (SUCH AS HEALTH CARE FACILITIES, MENTAL HEALTH FACILITIES, FOSTER CARE AND OTHER YOUTH FACILITIES, AND CORRECTIONS PROGRAMS AND INSTITUTIONS); AND, RECEIVING ASSISTANCE FROM PUBLIC OR PRIVATE AGENCIES THAT ADDRESS HOUSING, HEALTH, SOCIAL SERVICES, EMPLOYMENT, EDUCATION, OR YOUTH NEEDS.

Homeless prevention is a major concern and goal of Manatee County. Strategies outlined in the Consolidated Plan and the specific actions taken by Turning Points, Manatee County will have supported the efforts of the Suncoast Partnership to End Homelessness, Inc.

During this program year, Manatee County coordinated with Suncoast Partnership to End Homelessness, the County's designated Continuum of Care agency and other homeless service providers to continue to implement a cohesive, community-wide discharge coordination policy that can be successfully implemented to ensure that persons being discharged from publicly funded agencies and institutions do not become homeless upon release. Programs currently meeting such need include Turning Points, Our Daily Bread, The Salvation Army, and Catholic Charities.

Throughout the program year, the County continued to coordinate and provide funding to Turning Points and Suncoast Partnership to End Homelessness and its member agencies that offer self-sufficiency training, medical/healthcare, mental health counseling, case management, and other activities to prevent homelessness in populations that may be discharged from systems of care but require housing assistance and continued access to related social services.

Turning Points has a focus on providing wrap around services on site to people who are at risk of homelessness or are literally homeless. When people are discharged from institutions or experience "street" homelessness, they provide assistance with legal, health, social services, employment, and veteran services all in one site.

Monthly meetings of the People Assisting The Homeless (PATH) address agency programs in the community, providing information and education about services available to the low-income population, and what funding is available to assist them into housing – administered by which agency. This community forum enables people to network and make connections directly, enhancing communication between agencies and making direct services referrals for clients.

HELPING HOMELESS PERSONS (ESPECIALLY CHRONICALLY HOMELESS INDIVIDUALS AND FAMILIES, FAMILIES WITH CHILDREN, VETERANS AND THEIR FAMILIES, AND UNACCOMPANIED YOUTH) MAKE THE TRANSITION TO PERMANENT HOUSING AND INDEPENDENT LIVING, INCLUDING SHORTENING THE PERIOD OF TIME THAT INDIVIDUALS AND FAMILIES EXPERIENCE HOMELESSNESS, FACILITATING ACCESS FOR HOMELESS INDIVIDUALS AND FAMILIES TO AFFORDABLE HOUSING UNITS, AND PREVENTING INDIVIDUALS AND FAMILIES WHO WERE RECENTLY HOMELESS FROM BECOMING HOMELESS AGAIN

Another of the County's strategies for preventing and reducing homelessness is to promote and encourage the development of programs that facilitate the transition from homelessness into permanent housing. With ESG funds, in the 2021/2022 program year the County along with the CoC supported homeless prevention and rapid rehousing services for the homeless. The County allocated the entire ESG allocation (less administration costs) of \$150,120 toward homeless services for this program year. Other programs were initiated with CDBG funds such as basic needs assistance, and transportation assistance.

In 2019, in direct response to the COVID-19 pandemic the County repurposed existing CDBG funding in the amount of \$57,152 toward Homeless Outreach. The County received a supplemental allocation of ESG and CDBG funds as authorized by the Coronavirus Aid, Relief, and Economic Security Act (CARES), Public Law 116-136, known as CDBG-CV and ESG-CV. The \$ 1,311,163 spent to date of CDBG-CV funding was allocated to public service agencies to address hygiene stations for our homeless neighbors, assistance to individuals experiencing homelessness that need legal services in obtaining birth certificates or government issued identification in order to be able to access housing resources, and additional homeless outreach to actively engage with unsheltered people in encampments and ensure basic needs and connect them with traditional and COVID-19 related services and resources.

The entire ESG-CV allocation of \$2,703,218 was allocated toward homeless services. The CDBG-CV and ESG-CV funding will continue to provide services into the next program year.

In 2020, the County allocated additional CDBG resources to programs that aid in the mitigation of the impacts of COVID-19 such as food assistance, meals on wheels, and homeless prevention. The County continued to draw-down on these funds and contribute to these activities during the 2021 program year.

Turning Points' focus is on utilizing the Housing First model of permanent housing whenever possible, augmenting this with wrap around services designed to respond to specific needs of each household. The housing first model reduces barriers to getting housed, and much work has been done in an effort to recruit local landlords to participate in this program. An appointed case manager attends landlord monthly meetings, acting as a liaison and troubleshooting for clients so issues are raised before they become major (eviction) concerns. Turning Points maintains a list of affordable housing units for clients to refer to when they are searching for housing and will help locate permanent housing opportunities for clients. Prior to COVID-19 case managers provided home visits to people who are low income – four times in the first month after they have been housed. Included in these visits is a monitoring of the household budget the client developed and providing whatever additional assistance possible they may need to help them transition to living independently in permanent housing. As a result of COVID-19, some the case management visits are held virtually. Those that must be held in person are limited and altered to comply with CDC guidance.

CR-30 Public Housing

ACTIONS TAKEN TO ADDRESS THE NEEDS OF PUBLIC HOUSING.

The Manatee County Housing Authority (MCHA) Resident Opportunities and Self-Sufficiency (ROSS) Coordinator requests that participants in the ROSS program complete a Needs Based Assessment to determine the needs of each individual family. The Family Self-Sufficiency Program has participants complete this Needs Based Assessment on a yearly basis in case needs or goals have changed. Additionally, a Resident Association (RA) meeting is held monthly where all residents are urged to attend and express their needs or suggestions for the public housing site where they live.

Discussions at recent RA meetings have been dedicated to finding out what resident's desire at the meetings, as well as how to increase attendance. In addition, a suggestion box is located in the lobby, where any public housing resident can express their needs in an anonymous form.

All current housing programs are available to public housing residents and address the common needs experienced by low-income persons, including public housing residents. In addition, public housing residents are encouraged to participate in the Consolidated Plan and Annual Action Plan development process.

Through late 2016 and early 2017 the MCHA and Manatee County teamed up to develop a joint Assessment of Fair Housing (AFH). Through the development of the AFH plan the County and MCHA staff worked together to develop joint goals and objectives related to Fair Housing. Through this process the County engaged public housing residents through surveys and public meetings. This input proved valuable in developing both the AFH and subsequently the Consolidated Plan.

In the 2019 program year, CDBG funding was used to complete the construction of the Resident Services Center and the rehabilitation of a MCHA housing unit. No current program year funding was used to specifically address public housing.

ACTIONS TAKEN TO ENCOURAGE PUBLIC HOUSING RESIDENTS TO BECOME MORE INVOLVED IN MANAGEMENT AND PARTICIPATE IN HOMEOWNERSHIP.

Several actions are taken to encourage public housing residents to become more involved in management via RA meetings. In the past, a flyer was placed at each residence 3 days before the monthly RA meetings to remind them of the meetings. The monthly newsletter which is also delivered directly to each residence at the beginning of each month also has the meeting date and time listed on a

reminder calendar of events. Another way to keep the RA meeting fresh in the mind of public housing residents is that the meeting is listed on an event calendar that is in the lobby of the Manatee County Housing Authority (MCHA). Some of these protocols may have changed since the beginning of the pandemic.

The housing authority has two separate physical public housing sites. They have experimented with putting more effort to encourage residents at the smaller site to be more involved by holding meetings at their physical location, which means that they do not have to travel in order to be more involved with management.

Several actions have also been taken to encourage public housing residents to participate in homeownership. Residents who participate in the ROSS activities often receive gift cards for participation. Upon receiving said gift card they are asked to think about their financial goals and complete a simple survey. If homeownership is noted as a goal, then they are contacted to discuss the steps needed to get to their goal.

Also, ROSS participants complete a Needs Based Assessment, which requests them to think about and write down their five (5) year goals. If home ownership is noted, once again contact is made to discuss the interim steps needed to make that goal.

To capture those public housing residents who are not part of one of the Self-Sufficiency Programs, the housing authority periodically checks on which families are close to paying market rent. At that time the ROSS Coordinator reaches out to the family to suggest that those rent payments could be mortgage payments and refer the families to further resources (first-time home buyer programs, banks who offer special incentives to those with low-incomes or who consider buying in a low-income area, etc.) If the family needs to work on clearing up poor credit or increasing their credit, we offer assistance in all facets of that from budgeting to assisting with learning how credit works, etc. Lastly, the introductory letters sent to each new resident delineate the services offered by the ROSS program and lets new residents know about all of our services, including assistance with home ownership.

ACTIONS TAKEN TO PROVIDE ASSISTANCE TO TROUBLED PHAS.

The Manatee County Housing Authority is not a troubled PHA; no actions were taken.

CR-35 Other Actions

ACTIONS TAKEN TO REMOVE OR AMELIORATE THE NEGATIVE EFFECTS OF PUBLIC POLICIES THAT SERVE AS BARRIERS TO AFFORDABLE HOUSING SUCH AS LAND USE CONTROLS, TAX POLICIES AFFECTING LAND, ZONING ORDINANCES, BUILDING CODES, FEES AND CHARGES, GROWTH LIMITATIONS, AND POLICIES AFFECTING THE RETURN ON RESIDENTIAL INVESTMENT.

Public policies can have a direct impact on barriers to affordable housing. Manatee County has recognized this fact and has reviewed its own process to expose any barriers or obstacles to developing affordable housing. From this review, a few concerns were noted. These included the review time by the staff and the cost to the developer, the limited code allowances for affordable or workforce housing, and impact fees. To alleviate these concerns, a variety of policies and/or regulations were put into practice. An in-depth description of these policies and regulations are provided within the Consolidated Plan. An overview is outlined here:

Housing Rapid Response Team – assists housing developers who wish to participate in the County’s affordable/workforce housing programs expedite the development and permitting processes.

Manatee County Land Development Code – outlines incentives which may be available to developers of affordable/workforce housing developments. Developers for income-eligible households may seek expedited review and permit processing, review and permit fee refunds, and other incentives, as applicable.

Urban Corridors - Starting in 2016, the County made amendments to the Comprehensive Plan and Land Development Code to improve opportunities for infill, redevelopment and development, along major corridors in strategic areas of the County. The amendments generally provide greater flexibility in the regulations, allow for moderate increases in density and intensity of development, and allow residential and mixed-use development patterns to occur along the corridors. They also ensure that development review is consistent, meaningful, and predictable for staff, the developer, and citizens. In 2017, the Urban Corridors received statewide recognition for allowance of greater densities and building heights while promoting mixed-use and walkability.

Livable Manatee Incentive Program for Qualified New Affordable Housing - Manatee County approved Resolution R-17-069 on August 22, 2017, to enact the Livable Manatee Incentive Program for Qualified New Affordable Housing. This program provides for homeownership and rental incentives to foster the construction of new affordable units and is an improvement and expansion on the previous Affordable Housing Impact Fee Program. Through this program, Manatee County will pay 100% of impact fees for new qualified affordable units and will expedite the corresponding review and permitting process. The resulting development is subject to a Land Use Restriction Agreement to maintain affordability for a designated amount of time.

Additional Comprehensive Plan and Land Development Code Amendments - During the 2017 program year, Manatee County amended its Future Land Use Categories and increased densities in the Comprehensive Plan to further support affordable housing. Changes to the companion Land Development Code were made and were adopted through the public hearing process.

ACTIONS TAKEN TO ADDRESS OBSTACLES TO MEETING UNDERSERVED NEEDS.

The identified obstacles to meeting underserved needs are lack of resources and lack of affordable poverty level rental units for families. These continue to be obstacles and Manatee County is committed to finding the means to overcome these obstacles.

In addition to seeking methods to address these obstacles, Manatee County is reviewing needs and potential obstacles to identify additional issues and concerns. HIV/AIDS continues to be a concern for the community.

ACTIONS TAKEN TO REDUCE LEAD-BASED PAINT HAZARDS.

During the program year, the Health Department continued to test low-income children for lead poisoning, as well as investigate any cases found. The County continues to meet the requirements of the new lead-based paint regulations by undertaking the actions shown in the five-year strategy.

To date, **two** staff members have successfully completed the HUD, Office of Lead Hazard Control's, "Visual Assessment Course" training. Participating contractors who have not attended the training continue to be encouraged to obtain training certification in lead-based paint safety procedures.

The County addresses the lead-based paint hazards that are found in all homes rehabilitated with the County's CDBG and/or HOME funds. Only homes that are pre-1978 are subject to the lead-based paint provisions. Many of the homes in Manatee County were constructed after 1978.

The County continues to encourage appropriate staff and participating contractors to attend training and obtain certification in "Lead Based Paint Safe Work Practices" for County construction and rehabilitation projects.

ACTIONS TAKEN TO REDUCE THE NUMBER OF POVERTY-LEVEL FAMILIES.

Most CDBG program funds address the economic needs of low- and moderate-income persons. Many of those programs also address issues such as self-sufficiency, life skill development, and other similar programs that indirectly reduce the number of persons living below the poverty level.

ACTIONS TAKEN TO DEVELOP INSTITUTIONAL STRUCTURE.

The County has in place a strong institutional structure necessary to carry out its housing and community development strategies. The Community and Veterans Services Department administered the CDBG, HOME, and ESG Programs. In conjunction with other County operating departments, the Community and Veterans Services Department also implemented any public works projects proposed by the 5-Year Consolidated Plan or any of the Annual Action Plans.

In conjunction with the policy of the County, all housing and community development programs will include an extensive, year-end performance review and audit. This review helps determine, based upon goals and objectives stated at program initiation, the success of the program. Activities are quantitatively measured against program performance, compliance with overall program goals and requirements are determined, and citizen input regarding program performance will be sought. The CAPER will aid the assurance of meeting program objectives and goals. It will further assist in the planning of long-term program goals, objectives, and activities.

The Manatee County Board of County Commissioners established the Southwest County Improvement District (SWD) under Ordinance No. 14-28. Manatee County's Southwest District Plan improves neighborhoods and redevelops corridors while protecting environmentally sensitive areas, to support

transportation mobility, encourage economic investment and redevelopment, maintain public safety, provide affordable housing options, transform area corridors into vibrant places, assist small business, sustain the involvement of the public and partner with academic institutions to better integrate schools into the fabric of the community.

The Southwest District Plan is steered by civic engagements, public workshops, and direction of the Manatee County Board of County Commissioners, who will continue to hold joint meetings of the Board, Manatee County Southwest District TIF, Bradenton's DDA, and Bradenton's 14th Street CRA to discuss common development trends and possible coordination efforts. The Southwest District Plan will continue to evolve over time with input of the citizens, stakeholders, the Board of County Commissioners, and will be amended as necessary to address economic conditions, market trends and other factors requiring changes.

Staff continues to build experience and knowledge through training and program administration. Staff meets periodically with the City of Bradenton's grant administration personnel to coordinate programming and explore any collaborative initiatives.

ACTIONS TAKEN TO ENHANCE COORDINATION BETWEEN PUBLIC AND PRIVATE HOUSING AND SOCIAL SERVICE AGENCIES.

The Community and Veterans Services Department has continued to coordinate with various community groups to achieve the objectives and goals that have been developed through the public participation process. These groups play a vital role in implementing the Five-Year Consolidated Plan and the Annual Action Plans, annual Performance Reviews, and any proposed Substantial Amendments. All stakeholders are welcomed and encouraged to participate in the implementation of the Community Development Block Grant Program.

Manatee County, the Manatee County Housing Authority, CHDOs, and local non-profit agencies who provide services have been an integral part in the Consolidated planning process, Annual Action Plans, and Assessment of Fair Housing Plan, through focus group meetings and other periodic meetings that are held to discuss the needs of our low- to moderate-income residents of the County.

IDENTIFY ACTIONS TAKEN TO OVERCOME THE EFFECTS OF ANY IMPEDIMENTS IDENTIFIED IN THE JURISDICTIONS ANALYSIS OF IMPEDIMENTS TO FAIR HOUSING CHOICE.

Goal 1: Identify Opportunities to Reinvest in R/ECAPs to Eliminate Blighted Conditions and Spur

Redevelopment. Two Roadway Resurfacing Projects were included in 2017/18 Action Plan and completed in late 2018. A resident's center for the Housing Authority was included in the 2017/18 Action Plan and was completed during the 2019 Program Year, which will provide a venue in the South County R/ECAP for job training, fair housing education, and other programs that will benefit low-income residents in the area. Manatee County continues to invest in a Home Rehabilitation Program. 2 housing units were located within the R/ECAPs in program years 2017 and 2018. In the 2019 program year, one Housing Authority rental property was rehabilitated, while 0 were rehabilitated in program year 2021.

Goal 2: Address Contributing Factors of Poverty and Segregation. In 2019, through ELCs childcare education program, 6 childcare workers within the R/ECAPS were assisted with Credentialing training, to prepare them for better paying jobs. Manatee County is providing Workforce Training opportunities through CareerSource Suncoast who employs Career Coaches who assist career seekers find job leads and training opportunities through the CDBG-CV program and the Workforce Innovation & Opportunity Act (WIOA).

Goal 3: Strengthen Code Enforcement on Substandard Rental Units. Code Enforcement and Substandard Rental Units were not addressed with Program Year 2021 CDBG funding.

Goal 4: Increase Availability of Affordable Housing in Manatee County. Through the County's pre-Livable Manatee affordable housing incentives, 23 single-family affordable housing units were completed in 2017. Through the Livable Manatee Program, \$55,817 of impact fees for 4 new single-family affordable homes were paid for Program Year 2017 and \$281,146 of impact fees for 19 new single-family affordable homes were paid for Program Year 2018. In Program Year 2019, \$123,610 of impact fees for 7 new single-family affordable homes were paid, and in Program Year 2020, 6 single-family homes for \$93,818. Additionally, 120 rental units were completed in Program Year 2019 and another 48 rental units in Program Year 2020. Incentivized by the Livable Manatee Program, several developers are in the process of obtaining development approvals for rental and homeownership projects that will include affordable housing units. As of September 30, 2021, 46 affordable multifamily rental units are under construction and another 42 units in 2 single-family unit subdivisions.

Goal 5: Expand Fair Housing Education within Manatee County. Through the Gulfcoast Legal Services program legal assistance and fair housing education is being conducted regularly and primarily in the County's two R/ECAPs. In April 2021, Manatee County established Fair Housing Month as a way to promote Fair Housing needs, education, and priorities.

Goal 6: Provide Services that Improve Financial Literacy and Access to Financing for Minority and Low-Income Populations. Through the SHIP program, down payment assistance was provided to income-qualified homebuyers. During program year 2017, 18 clients were assisted and in program year 2018, 15 clients were assisted. Through the SHIP, homebuyer education classes there were 257 persons assisted during 2018, 118 during 2019, and 163 during 2020. During program year 2021, CDBG funds assisted three households with down payment assistance. Additionally, 10 people were supported through financial coaching in the 2021 program year.

Goal 7: Improve the Enforcement of Fair Housing Laws and Ordinances. Through the Gulfcoast Legal Services Program, residents will be more educated in fair housing violations, and will be provided assistance in filing a complaint.

Goal 8: Provide Better Access to Opportunity for Protected Classes through Public Services. Through the ELC childcare education program, pre-K children and their teachers within the County's R/ECAPs were provided with STEAM education, and childcare workers in the R/ECAPs had the opportunity to earn GEDs and additional childcare educational courses. In 2021/2022, Manatee County expended CDBG funding for Unfunded Senior Meals, which served 37 people. This program year also spent down on previously allocated funding for Unfunded Senior Meals, serving 39 additional people. Through Allean's Loving Care, 14 elderly/disabled clients received in-home care and companionship services to allow them to remain in their homes. Manatee Technical College offers Trade School and job placement services to income qualified residents, particularly those who reside in a R/ECAP, to allow opportunity for a better paying job and higher quality of life. Additionally, Manatee County is partnering with CareerSource Suncoast that employs Career Coaches who assist career seekers find job leads and training opportunities through the CDBG-CV program and the Workforce Innovation & Opportunity Act (WIOA).

CR-40 Monitoring

DESCRIBE THE STANDARDS AND PROCEDURES THAT WILL BE USED TO MONITOR ACTIVITIES CARRIED OUT IN FURTHERANCE OF THE PLAN AND WILL BE USED TO ENSURE LONG-TERM COMPLIANCE WITH REQUIREMENTS OF THE PROGRAMS INVOLVED, INCLUDING MINORITY BUSINESS OUTREACH AND COMPREHENSIVE PLANNING REQUIREMENTS.

County staff is responsible for monitoring Federal requirements including Davis-Bacon, Contract Work Hours, Section 3, Minority Business Enterprise, etc. on an ongoing basis. In addition, programmatic and fiscal requirements are monitored and reviewed by staff.

Staff monitors all internal expenditures/programs and subrecipient organizations. Compliance is documented through reimbursement requests, informal communication, formal communication, monthly progress reports, quarterly demographic reports, and on-site or virtual formal monitoring visits. Written agreements are prepared and executed for all HUD-funded activities.

Through the development of the CAPER and Annual Action Plan, Manatee County staff can evaluate its progress in meeting the goals and strategies of the Consolidated Plan on an annual basis.

DESCRIPTION OF THE EFFORTS TO PROVIDE CITIZENS WITH REASONABLE NOTICE AND AN OPPORTUNITY TO COMMENT ON PERFORMANCE REPORTS.

The County publicly advertised that the CAPER was available for review and comment on November 18, 2022 in the Bradenton Herald. The draft report was placed on the County website, at county offices for 15 days (November 21, 2022 – December 6, 2022). One public hearing was conducted with the Board of County Commissioners on December 6, 2022 to discuss the performance report and open the agenda item for public comment. Public comments received will be included in the Appendix of this document.

CR-45 CDBG 91.520(c)

SPECIFY THE NATURE OF, AND REASONS FOR, ANY CHANGES IN THE JURISDICTION'S PROGRAM OBJECTIVES AND INDICATIONS OF HOW THE JURISDICTION WOULD CHANGE ITS PROGRAMS AS A RESULT OF ITS EXPERIENCES.

During Program Year 2021 there were no substantial changes to the program objectives. In the prior program year, two substantial amendments were completed in response to COVID-19. The Substantial Amendments added a Disaster Response Strategy to the 2017-2021 Consolidated Plan; amended the Citizen Participation Plan to allow for virtual hearings; canceled Homeowner Rehabilitation and Replacement, canceled the 19/20 CDBG 4commUNITY activity, added Tenant Based Rental Assistance and added COVID-19 Homeless Outreach; and allocated a supplemental allocation of ESG and CDBG funds as authorized by the Coronavirus Aid, Relief, and Economic Security Act (CARES), Public Law 116-136, known as CDBG-CV in the amount of \$1,119,458 and ESG-CV in the amount of \$567,783.

This is the fifth-year report on the Consolidated Plan and the objectives/priority needs established in the Plan are still relevant and needed in Manatee County.

DOES THIS JURISDICTION HAVE ANY OPEN BROWNFIELDS ECONOMIC DEVELOPMENT INITIATIVE(BEDI) GRANTS?

There are currently no open Brownfield Economic Development Initiative (BEDI) grants located within Manatee County, Florida.

CR-50 HOME 91.520(d)

INCLUDE THE RESULTS OF ON-SITE INSPECTIONS OF AFFORDABLE RENTAL HOUSING ASSISTED UNDER THE PROGRAM TO DETERMINE COMPLIANCE WITH HOUSING CODES AND OTHER APPLICABLE REGULATIONS. PLEASE LIST THOSE PROJECTS THAT SHOULD HAVE BEEN INSPECTED ON-SITE THIS PROGRAM YEAR BASED UPON THE SCHEDULE IN 92.504(D). INDICATE WHICH OF THESE WERE INSPECTED AND A SUMMARY OF ISSUES THAT WERE DETECTED DURING THE INSPECTION. FOR THOSE THAT WERE NOT INSPECTED, PLEASE INDICATE THE REASON AND HOW YOU WILL REMEDY THE SITUATION.

Currently, Manatee County has only two affordable rental housing units assisted under HOME.

- 1815 21st Ave. E., Bradenton, FL - completed and inspected on 8/2/17.
- 7612 Bishop Harbor Rd., Palmetto, FL - completed and inspected 8/2/17.

These and any future rental properties assisted with HOME will be inspected as required per 92.504(d) of HUD regulations.

AN ASSESSMENT OF THE JURISDICTION'S AFFIRMATIVE MARKETING ACTIONS FOR HOME UNITS. 92.351(B)

In November 2021, a Notice of Funding Availability (NOFA) was advertised for all housing assistance funded through CDBG, HOME, and SHIP for the 2021/2022 program year. In order to be considered for assistance, interested citizens are required to fill out an entry form.

A random drawing, to establish the order in which eligible citizens will be considered for funding, is conducted following the NOFA. Generally funding is reserved for low- or very low-households, with priority given to special needs households (for 20% of the available funding).

DATA ON THE AMOUNT AND USE OF PROGRAM INCOME FOR PROJECTS, INCLUDING THE NUMBER OF PROJECTS AND OWNER AND TENANT CHARACTERISTICS.

During the 2021/2022 program year, Manatee County received program income from the HOME program in the amount of \$74,379.00. Manatee County did not receive program income from the CDBG during the 2021/2022 program year. A total of \$16,204.02 was drawn down in CDBG Program Income from previous program years, and \$3,678.41 was drawn down in HOME Program Income from previous program years during the 2021/2022 program year.

OTHER ACTIONS TAKEN TO FOSTER AND MAINTAIN AFFORDABLE HOUSING. 91.220(K) (STATES ONLY: INCLUDING THE COORDINATION OF LIHTC WITH THE DEVELOPMENT OF AFFORDABLE HOUSING). 91.320(J)

Public policies can have a direct impact on barriers to affordable housing. Manatee County has recognized this fact and has reviewed its own process to expose any barriers or obstacles to developing affordable housing. From this review, a few concerns were noted. These included the review time by the staff and the cost to the developer, the limited code allowances for affordable or workforce housing, and impact fees. To alleviate these concerns, a variety of policies and or regulations were put into practice. An in-depth description of these policies and regulations are provided within the Consolidated Plan. An overview is outlined here:

Housing Rapid Response Team – assists housing developers who wish to participate in the County’s affordable/workforce housing programs expedite the development and permitting processes.

Manatee County Land Development Code – outlines incentives which may be available to developers of affordable/workforce housing developments. Developers for income-eligible households may seek expedited review and permit processing, review and permit fee refunds, and other incentives, as applicable.

Urban Corridors - Starting in 2016, the County made amendments to the Comprehensive Plan and Land Development Code to improve opportunities for infill, redevelopment and development, along major corridors in strategic areas of the County. The amendments generally provide greater flexibility in the regulations, allow for moderate increases in density and intensity of development, and allow residential and mixed-use development patterns to occur along the corridors.

They also ensure that development review is consistent, meaningful, and predictable for staff, the developer, and citizens. In 2017, the Urban Corridors received statewide recognition for allowance of greater densities and building heights while promoting mixed-use and walkability.

Livable Manatee Incentive Program for Qualified New Affordable Housing - Manatee County approved Resolution R-17-069 on August 22, 2017, to enact the Livable Manatee Incentive Program for Qualified New Affordable Housing. This program provides for homeownership and rental incentives to foster the construction of new affordable units and is an improvement and expansion on the previous Affordable Housing Impact Fee Program. Through this program, Manatee County will pay 100% of impact fees for new qualified affordable units and will expedite the corresponding review and permitting process. The resulting development is subject to a Land Use Restriction Agreement to maintain affordability for a designated amount of time.

Additional Comprehensive Plan and Land Development Code Amendments - During the 2017 program year, Manatee County amended its Future Land Use Categories and increased densities in the Comprehensive Plan to further support affordable housing. Changes to the companion Land Development Code were made and were adopted through the public hearing process.

CR-58 Section 3

Section 3 projects are housing rehabilitation, housing construction, and other public construction projects assisted under HUD programs that provide housing and community development financial assistance when the total amount of assistance to the project exceeds a threshold of \$200,000.

TABLE 13: SECTION 3

	CDBG	HOME
Total Labor Hours	#	#
Qualitative Efforts – Number of Activities by Program	#	#

Table 13 – Section 3

NARRATIVE

Only one activity during the program year is subject to Section 3 reporting, which includes the 2018 Manatee County Washington Park, which began construction during this program year. Section 3 report will be submitted once project is completed.

CR-60 ESG 91.520 (ESG Recipients Only)

RECIPIENT INFORMATION – ALL RECIPIENTS COMPLETE

Basic Grant Information	
RECIPIENT NAME	Manatee County
ORGANIZATIONAL DUNS NUMBER	077594810
EIN/TIN NUMBER	596000727
IDENTIFY THE FIELD OFFICE	JACKSONVILLE
IDENTIFY COC(S) IN WHICH THE RECIPIENT OR SUBRECIPIENT(S) WILL PROVIDE ESG ASSISTANCE	Sarasota/Bradenton/Manatee, Sarasota Counties CoC
ESG Contact Name	
PREFIX	Ms.
FIRST NAME	Julia
MIDDLE NAME	H.
LAST NAME	Vieira
SUFFIX	-
TITLE	Community Development Project Manager
ESG Contact Address	
STREET ADDRESS 1	1112 Manatee Ave W
STREET ADDRESS 2	C/O Manatee County Community & Veterans Services Department
CITY	Bradenton
STATE	Florida
ZIP CODE	34205
PHONE NUMBER	(941) 745-4501
EXTENSION	1266
FAX NUMBER	-
EMAIL ADDRESS	julia.vieira@mymanatee.org

REPORTING PERIOD – ALL RECIPIENTS COMPLETE

Reporting Period	
PROGRAM YEAR START DATE	10/01/2021
PROGRAM YEAR END DATE	09/30/2022

SUBRECIPIENT FORM – COMPLETE ONE FORM FOR EACH SUBRECIPIENT

Subrecipient Form	
SUBRECIPIENT OR CONTRACTOR NAME	Community Coalition on Homeless
CITY	Bradenton
STATE	FL
ZIP CODE	34205
DUNS Number	101926173
IS SUBRECIPIENT A VICTIM SERVICES PROVIDER	No
SUBRECIPIENT ORGANIZATION TYPE	Other Non-Profit Organization
ESG SUBGRANT or CONTRACT AWARD AMOUNT	\$150,120

CR-65 Persons Assisted

PERSONS SERVED

TABLE 14: HOMELESSNESS PREVENTION ACTIVITIES – PERSONS SERVED

Number of Persons in Households	Total
Adults	18
Children	16
Don't Know/Refused/Other	0
Missing Information	0
Total	34

Table 14 – Household Information for Homeless Prevention Activities

TABLE 15: RAPID RE-HOUSING ACTIVITIES – PERSONS SERVED

Number of Persons in Households	Total
Adults	0
Children	0
Don't Know/Refused/Other	0
Missing Information	0
Total	0

Table 15 – Household Information for Rapid Re-Housing Activities

TABLE 16: SHELTER INFORMATION

Number of Persons in Households	Total
Adults	0
Children	0
Don't Know/Refused/Other	0
Missing Information	0
Total	0

Table 16 – Shelter Information

TABLE 17: STREET OUTREACH – PERSONS SERVED

Number of Persons in Households	Total
Adults	0
Children	0
Don't Know/Refused/Other	0
Missing Information	0
Total	0

Table 17 – Household Information for Street Outreach

TABLE 18: TOTALS FOR ALL PERSONS SERVED WITH ESG

Number of Persons in Households	Total
Adults	18
Children	16
Don't Know/Refused/Other	0
Missing Information	0
Total	34

Table 18 – Household Information for Persons Served with ESG

TABLE 19: GENDER – COMPELTE FOR ALL ACTIVITIES

Number of Persons in Households	Male	Female	Transgender
Adults	5	13	0
Children	4	12	0
Don't Know/Refused/Other	0	0	0
Missing Information	0	0	0
Total	9	25	0

Table 19 – Gender Information

TABLE 20: AGE – COMPLETE FOR ALL ACTIVITIES

Number of Persons in Households	Under 18	18 – 24	25 – 61	Over 62
Adults	0	0	16	2
Children	16	0	0	0
Don't Know/Refused/Other	0	0	20	0
Missing Information	0		0	0
Total	16	0	16	2

Table 20 – Age Information

TABLE 21: SPECIAL POPULATIONS SERVED – NUMBER OF PERSONS IN HOUSEHOLDS

Subpopulation	Total	Total Persons Served – Prevention	Total Persons Served – RRH	Total Persons Served in Emergency Shelters
Veterans	0	-	-	-
Victims of Domestic Violence	18	-	-	-
Elderly	0	-	-	-
HIV/AIDS	0	-	-	-
Chronically Homeless	0	-	-	-
Persons with Disabilities:				
Severely Mentally Ill	3	-	-	-
Chronic Substance Abuse	0	-	-	-
Other Disability	5	-	-	-
Total (Unduplicated if possible)	8	-	-	-

Table 21 – Special Population Served

CR-70 Assistance Provided and Outcomes

TABLE 22: SHELTER UTILIZATION

	Number of Units
Number of Beds - Rehabbed	0
Number of Beds - Conversion	0
Total Number of Bed-Nights Available	0
Total Number of Bed-Nights Provided	0
Capacity Utilization	0%

Table 22 – Shelter Utilization

**OTHER ACTIONS TAKEN TO FOSTER AND MAINTAIN AFFORDABLE HOUSING. 91.220(K)
 (STATES ONLY: INCLUDING THE COORDINATION OF LIHTC WITH THE DEVELOPMENT OF
 AFFORDABLE HOUSING). 91.320(J)**

N/A

CR-75 Expenditures

TABLE 23: ESG EXPENDITURES FOR HOMELESS PREVENTION

Dollar Amount of Expenditures in Program Year	2019	2020	2021
Expenditures for Rental Assistance	46,998	175,239	0
Expenditures for Housing Relocation and Stabilization Services - Financial Assistance	6,461	16,035	\$5,213.96
Expenditures for Housing Relocation & Stabilization Services - Services	4,425	22,290	\$1,338.75
Expenditures for Homeless Prevention under Emergency Shelter Grants Program	0	0	0
Subtotal Homelessness Prevention	57,884	213,564	\$6,552.71

Table 23 – ESG Expenditures for Homeless Prevention

TABLE 24: ESG EXPENDITURES FOR RAPID RE-HOUSING

Dollar Amount of Expenditures in Program Year	2019	2020	2021
Expenditures for Rental Assistance	0	0	0
Expenditures for Housing Relocation and Stabilization Services - Financial Assistance	0	0	0
Expenditures for Housing Relocation & Stabilization Services - Services	0	0	0
Expenditures for Homeless Prevention under Emergency Shelter Grants Program	0	0	0
Subtotal Rapid Re-Housing	0	0	0

Table 24 – ESG Expenditures for Homeless Prevention

TABLE 25: ESG EXPENDITURES FOR EMERGENCY SHELTER

Dollar Amount of Expenditures in Program Year	2019	2019	2021
Essential Services	0	0	0
Operations	0	0	0
Renovation	0	0	0
Major Rehab	0	0	0
Conversion	0	0	0
Subtotal	0	0	0

Table 25 – ESG Expenditures for Emergency Shelter

TABLE 26: OTHER GRANT EXPENDITURES

Dollar Amount of Expenditures in Program Year	2019	2020	2021
Street Outreach	0	0	0
HMIS	300	1,800	0
Administration	8,437	13,049	0
Subtotal	8,737	14,849	0

Table 26 – Other Grant Expenditures

TABLE 27: TOTAL ESG FUNDS EXPENDED

Total ESG Funds Expended	2019	2020	2021
Total	66,621	228,413	6,612

Table 27 – Total ESG Funds Expended

TABLE 28: MATCH SOURCE

Dollar Amount of Expenditures in Program Year	2019	2020	2021
Other Non-ESG HUD Funds	0	0	0
Other Federal Funds	0	0	0
State Government	0	0	0
Local Government	8,437	13,049	#
Private Funds	0	0	0
Other	58,184	215,364	#
Fees	0	0	0
Program Income	0	0	0
Total Match Amount	66,621	228,413	#

Table 28 – Match Source

TABLE 29: TOTAL

Total ESG Funds Expended on ESG Activities	2019	2020	2021
Total	133,242	456,826	0

Table 29 – Total Amount of Funds Expended on ESG Activities

The title 'Appendix' is centered on a white, torn-edge paper graphic that is layered over a dark blue background. Above this graphic is a solid orange horizontal bar.

Appendix

1. Financial Reports
2. Public Participation
3. Electronic ESG CAPER
4. Maps



Financial Reports



Office of Community Planning and Development
 U.S. Department of Housing and Urban Development
 Integrated Disbursement and Information System
 PR26 - CDBG Financial Summary Report
 Program Year 2021
 MANATEE COUNTY , FL

DATE: 11-16-22
 TIME: 13:31
 PAGE: 1

PART I: SUMMARY OF CDBG RESOURCES

01 UNEXPENDED CDBG FUNDS AT END OF PREVIOUS PROGRAM YEAR	0.00
02 ENTITLEMENT GRANT	1,904,294.00
03 SURPLUS URBAN RENEWAL	0.00
04 SECTION 108 GUARANTEED LOAN FUNDS	0.00
05 CURRENT YEAR PROGRAM INCOME	0.00
05a CURRENT YEAR SECTION 108 PROGRAM INCOME (FOR SI TYPE)	0.00
06 FUNDS RETURNED TO THE LINE-OF-CREDIT	0.00
06a FUNDS RETURNED TO THE LOCAL CDBG ACCOUNT	0.00
07 ADJUSTMENT TO COMPUTE TOTAL AVAILABLE	0.00
08 TOTAL AVAILABLE (SUM, LINES 01-07)	1,904,294.00

PART II: SUMMARY OF CDBG EXPENDITURES

09 DISBURSEMENTS OTHER THAN SECTION 108 REPAYMENTS AND PLANNING/ADMINISTRATION	653,523.20
10 ADJUSTMENT TO COMPUTE TOTAL AMOUNT SUBJECT TO LOW/MOD BENEFIT	0.00
11 AMOUNT SUBJECT TO LOW/MOD BENEFIT (LINE 09 + LINE 10)	653,523.20
12 DISBURSED IN IDIS FOR PLANNING/ADMINISTRATION	119,040.95
13 DISBURSED IN IDIS FOR SECTION 108 REPAYMENTS	0.00
14 ADJUSTMENT TO COMPUTE TOTAL EXPENDITURES	0.00
15 TOTAL EXPENDITURES (SUM, LINES 11-14)	772,564.15
16 UNEXPENDED BALANCE (LINE 08 - LINE 15)	1,131,729.85

PART III: LOWMOD BENEFIT THIS REPORTING PERIOD

17 EXPENDED FOR LOW/MOD HOUSING IN SPECIAL AREAS	0.00
18 EXPENDED FOR LOW/MOD MULTI-UNIT HOUSING	0.00
19 DISBURSED FOR OTHER LOW/MOD ACTIVITIES	576,038.22
20 ADJUSTMENT TO COMPUTE TOTAL LOW/MOD CREDIT	0.00
21 TOTAL LOW/MOD CREDIT (SUM, LINES 17-20)	576,038.22
22 PERCENT LOW/MOD CREDIT (LINE 21/LINE 11)	88.14%

LOW/MOD BENEFIT FOR MULTI-YEAR CERTIFICATIONS

23 PROGRAM YEARS(PY) COVERED IN CERTIFICATION	PY: PY: PY:
24 CUMULATIVE NET EXPENDITURES SUBJECT TO LOW/MOD BENEFIT CALCULATION	0.00
25 CUMULATIVE EXPENDITURES BENEFITING LOW/MOD PERSONS	0.00
26 PERCENT BENEFIT TO LOW/MOD PERSONS (LINE 25/LINE 24)	0.00%

PART IV: PUBLIC SERVICE (PS) CAP CALCULATIONS

27 DISBURSED IN IDIS FOR PUBLIC SERVICES	121,070.02
28 PS UNLIQUIDATED OBLIGATIONS AT END OF CURRENT PROGRAM YEAR	0.00
29 PS UNLIQUIDATED OBLIGATIONS AT END OF PREVIOUS PROGRAM YEAR	0.00
30 ADJUSTMENT TO COMPUTE TOTAL PS OBLIGATIONS	0.00
31 TOTAL PS OBLIGATIONS (LINE 27 + LINE 28 - LINE 29 + LINE 30)	121,070.02
32 ENTITLEMENT GRANT	1,904,294.00
33 PRIOR YEAR PROGRAM INCOME	16,204.20
34 ADJUSTMENT TO COMPUTE TOTAL SUBJECT TO PS CAP	0.00
35 TOTAL SUBJECT TO PS CAP (SUM, LINES 32-34)	1,920,498.20
36 PERCENT FUNDS OBLIGATED FOR PS ACTIVITIES (LINE 31/LINE 35)	6.30%

PART V: PLANNING AND ADMINISTRATION (PA) CAP

37 DISBURSED IN IDIS FOR PLANNING/ADMINISTRATION	119,040.95
38 PA UNLIQUIDATED OBLIGATIONS AT END OF CURRENT PROGRAM YEAR	0.00
39 PA UNLIQUIDATED OBLIGATIONS AT END OF PREVIOUS PROGRAM YEAR	0.00
40 ADJUSTMENT TO COMPUTE TOTAL PA OBLIGATIONS	0.00
41 TOTAL PA OBLIGATIONS (LINE 37 + LINE 38 - LINE 39 +LINE 40)	119,040.95
42 ENTITLEMENT GRANT	1,904,294.00
43 CURRENT YEAR PROGRAM INCOME	0.00
44 ADJUSTMENT TO COMPUTE TOTAL SUBJECT TO PA CAP	0.00
45 TOTAL SUBJECT TO PA CAP (SUM, LINES 42-44)	1,904,294.00
46 PERCENT FUNDS OBLIGATED FOR PA ACTIVITIES (LINE 41/LINE 45)	6.25%



U.S. Department of Housing and Urban Development
 Office of Community Planning and Development
 Integrated Disbursement and Information System
 CDBG Activity Summary Report (GPR) for Program Year 2021
 MANATEE COUNTY

Date: 15-Nov-2022
 Time: 10:23
 Page: 1

PGM Year: 2018
Project: 0001 - Manatee County Washington Park
IDIS Activity: 427 - Manatee County Washington Park
Status: Open
Location: 1112 Manatee Ave W Bradenton, FL 34205-7804
Objective: Create suitable living environments
Outcome: Availability/accessibility
Matrix Code: Parks, Recreational Facilities (03F) **National Objective:** LMA

Activity to prevent, prepare for, and respond to Coronavirus: No

Initial Funding Date: 06/12/2019

Description:
 Construction of a County park on a 19 acre parcel including but not limited to a multi-use field, playground equipment, restroom building, pavilion, parking lot and trails

Financing

	Fund Type	Grant Year	Grant	Funded Amount	Drawn In Program Year	Drawn Thru Program Year
CDBG	EN	2015	B15UC120018	\$5,062.27	\$0.00	\$5,062.27
		2016	B16UC120018	\$74,937.73	\$0.00	\$74,937.73
		2018	B18UC120018	\$520,000.00	\$415,907.20	\$470,521.05
Total	Total			\$600,000.00	\$415,907.20	\$550,521.05

Proposed Accomplishments
 Public Facilities : 1
 Total Population in Service Area: 4,350
 Census Tract Percent Low / Mod: 62.64

Annual Accomplishments

Years	Accomplishment Narrative	# Benefiting
2018	3/13/19 - The environmental review is currently underway. Release of funding is expected by mid-April. Once funding is released a MOU will be drafted and executed. Site planning for the park is complete, so once the MOU is executed, construction will be procured. Commencement of construction is anticipated in summer 2018. WCO 10/1/19 - Since the last reporting period, the engineering firm has finalized plans and completed specifications for the project. A RFP was advertised and proposals were due today. Proposals will be ranked, and a contract awarded by year end. Commencement of construction is anticipated in January 2020. WCO	
2019	During the 2019 Program Year, a contractor has been selected and final construction environmental management plans have been completed. Due to the COVID-19 Pandemic this project has been delayed as staff have been reprioritized. Construction is expected to begin in early 2021.	
2020	The construction of the project was delayed due to COVID-19 and the stay at home orders. The ground breaking for this project was held on July 28, 2021. The construction of the site with removal of debris and overgrowth has begun. Construction will continue through Summer of 2022.	



U.S. Department of Housing and Urban Development
 Office of Community Planning and Development
 Integrated Disbursement and Information System
 CDBG Activity Summary Report (GPR) for Program Year 2021
 MANATEE COUNTY

Date: 15-Nov-2022
 Time: 10:23
 Page: 2

PGM Year: 2019
Project: 0032 - COVID-19 Homeless Outreach - CDBG
IDIS Activity: 463 - COVID-19 Homeless Outreach

Status: Open Objective: Create suitable living environments
 Location: 1204 14th St W Bradenton, FL 34205-7349 Outcome: Availability/accessibility
 Matrix Code: Operating Costs of Homeless/AIDS Patients Programs (03T) National Objective: LMC

Activity to prevent, prepare for, and respond to Coronavirus: Yes

Initial Funding Date: 07/09/2020

Description:

Homeless Outreach to provide for basic needs and connecting unsheltered homeless with services and resources to mitigate the spread of COVID-19.

Financing

	Fund Type	Grant Year	Grant	Funded Amount	Drawn In Program Year	Drawn Thru Program Year
CDBG	EN	2019	B19UC120018	\$57,152.00	\$17,784.08	\$45,165.52
Total	Total			\$57,152.00	\$17,784.08	\$45,165.52

Proposed Accomplishments

People (General) : 100

Actual Accomplishments

Number assisted:

	Owner		Renter		Total		Person	
	Total	Hispanic	Total	Hispanic	Total	Hispanic	Total	Hispanic
White:	0	0	0	0	0	0	358	51
Black/African American:	0	0	0	0	0	0	153	16
Asian:	0	0	0	0	0	0	2	2
American Indian/Alaskan Native:	0	0	0	0	0	0	1	0
Native Hawaiian/Other Pacific Islander:	0	0	0	0	0	0	0	0
American Indian/Alaskan Native & White:	0	0	0	0	0	0	0	0
Asian White:	0	0	0	0	0	0	0	0
Black/African American & White:	0	0	0	0	0	0	16	16
American Indian/Alaskan Native & Black/African American:	0	0	0	0	0	0	0	0
Other multi-racial:	0	0	0	0	0	0	1	0
Asian/Pacific Islander:	0	0	0	0	0	0	0	0
Hispanic:	0	0	0	0	0	0	0	0
Total:	0	0	0	0	0	0	531	85



U.S. Department of Housing and Urban Development
 Office of Community Planning and Development
 Integrated Disbursement and Information System
 CDBG Activity Summary Report (GPR) for Program Year 2021
 MANATEE COUNTY

Date: 15-Nov-2022
 Time: 10:23
 Page: 3

Female-headed Households: 0 0 0

Income Category:

	Owner	Renter	Total	Person
Extremely Low	0	0	0	414
Low Mod	0	0	0	312
Moderate	0	0	0	0
Non Low Moderate	0	0	0	0
Total	0	0	0	726
Percent Low/Mod				100.0%

Annual Accomplishments

Years	Accomplishment Narrative	# Benefitting
2019	During the 2019 Program Year, beginning in May 2020, there were 234 encounters with people experiencing unsheltered homelessness. During the encounters individuals are educated about the resources that are available, COVID-19 response, and as needed provided with water, snacks, PPE kits and hygiene kits.	
2020	During the 2020 Program Year there were 427 encounters with people experiencing unsheltered homelessness. During the encounters individuals are educated about the resources that are available, COVID-19 response, and as needed provided with water, snacks, PPE kits and hygiene kits. 69 bus passes were also provided to individuals to assist in connecting them with available resources to prevent, prepare for and respond to the COVID-19 pandemic.	
2021	During the program year there were 515 encounters with people experiencing unsheltered homelessness. During the encounters individuals are educated about the resources that are available, COVID19 response, and as needed provided with water, snacks, PPE kits and hygiene kits. 1865 bus passes were also provided to individuals to assist in connecting them with available resources to prevent, prepare for and respond to the COVID19 pandemic.	



U.S. Department of Housing and Urban Development
 Office of Community Planning and Development
 Integrated Disbursement and Information System
 CDBG Activity Summary Report (GPR) for Program Year 2021
 MANATEE COUNTY

Date: 15-Nov-2022
 Time: 10:23
 Page: 4

PGM Year: 2020
Project: 0006 - COVID-19 CDBG-CV General Administration/Planning
IDIS Activity: 464 - COVID-19 General Administration & Planning
 Status: Open Objective:
 Location: , Outcome:
 Matrix Code: General Program Administration (21A) National Objective:

Activity to prevent, prepare for, and respond to Coronavirus: Yes

Initial Funding Date: 07/09/2020

Description:
 Personnel and related costs for the general oversight and administration of the CDBG-CV program.

Financing

	Fund Type	Grant Year	Grant	Funded Amount	Drawn In Program Year	Drawn Thru Program Year
CDBG	EN	2020	B20UW120018	\$539,723.00	\$143,917.85	\$359,880.48
Total	Total			\$539,723.00	\$143,917.85	\$359,880.48

Proposed Accomplishments

Actual Accomplishments

Number assisted:

	Owner		Renter		Total		Person	
	Total	Hispanic	Total	Hispanic	Total	Hispanic	Total	Hispanic
White:					0	0		
Black/African American:					0	0		
Asian:					0	0		
American Indian/Alaskan Native:					0	0		
Native Hawaiian/Other Pacific Islander:					0	0		
American Indian/Alaskan Native & White:					0	0		
Asian White:					0	0		
Black/African American & White:					0	0		
American Indian/Alaskan Native & Black/African American:					0	0		
Other multi-racial:					0	0		
Asian/Pacific Islander:					0	0		
Hispanic:					0	0		
Total:	0	0	0	0	0	0	0	0
Female-headed Households:					0			



U.S. Department of Housing and Urban Development
Office of Community Planning and Development
Integrated Disbursement and Information System
CDBG Activity Summary Report (GPR) for Program Year 2021
MANATEE COUNTY

Date: 15-Nov-2022

Time: 10:23

Page: 5

Income Category:

	Owner	Renter	Total	Person
Extremely Low			0	
Low Mod			0	
Moderate			0	
Non Low Moderate			0	
Total	0	0	0	0
Percent Low/Mod				

Annual Accomplishments

No data returned for this view. This might be because the applied filter excludes all data.



U.S. Department of Housing and Urban Development
 Office of Community Planning and Development
 Integrated Disbursement and Information System
 CDBG Activity Summary Report (GPR) for Program Year 2021
 MANATEE COUNTY

Date: 15-Nov-2022
 Time: 10:23
 Page: 6

PGM Year: 2020
Project: 0002 - COVID-19 Food Assistance Services
IDIS Activity: 465 - COVID-19 Temporary Food Assistance

Status: Completed 8/1/2021 12:00:00 AM Objective: Create suitable living environments
 Location: 811 23rd Ave E Bradenton, FL 34208-3735 Outcome: Availability/accessibility
 Matrix Code: Other Public Services Not Listed in National Objective: LMC
 05A-05Y, 03T (05Z)

Activity to prevent, prepare for, and respond to Coronavirus: Yes

Initial Funding Date: 07/09/2020

Description:

Short-term food assistance for seniors and low- and moderate-income households impacted by COVID-19 (isolation or financial impact).

Financing

	Fund Type	Grant Year	Grant	Funded Amount	Drawn In Program Year	Drawn Thru Program Year
CDBG	EN	2020	B20UW120018	\$499,832.00	\$6,896.00	\$499,832.00
Total	Total			\$499,832.00	\$6,896.00	\$499,832.00

Proposed Accomplishments

People (General) : 250

Actual Accomplishments

Number assisted:

	Owner		Renter		Total		Person	
	Total	Hispanic	Total	Hispanic	Total	Hispanic	Total	Hispanic
White:	0	0	0	0	0	0	996	110
Black/African American:	0	0	0	0	0	0	60	11
Asian:	0	0	0	0	0	0	3	2
American Indian/Alaskan Native:	0	0	0	0	0	0	0	0
Native Hawaiian/Other Pacific Islander:	0	0	0	0	0	0	0	0
American Indian/Alaskan Native & White:	0	0	0	0	0	0	0	0
Asian White:	0	0	0	0	0	0	0	0
Black/African American & White:	0	0	0	0	0	0	0	0
American Indian/Alaskan Native & Black/African American:	0	0	0	0	0	0	0	0
Other multi-racial:	0	0	0	0	0	0	2	0
Asian/Pacific Islander:	0	0	0	0	0	0	0	0
Hispanic:	0	0	0	0	0	0	0	0
Total:	0	0	0	0	0	0	1,061	123



U.S. Department of Housing and Urban Development
 Office of Community Planning and Development
 Integrated Disbursement and Information System
 CDBG Activity Summary Report (GPR) for Program Year 2021
 MANATEE COUNTY

Date: 15-Nov-2022
 Time: 10:23
 Page: 7

Female-headed Households: 0 0 0

Income Category:

	Owner	Renter	Total	Person
Extremely Low	0	0	0	0
Low Mod	0	0	0	1,057
Moderate	0	0	0	734
Non Low Moderate	0	0	0	0
Total	0	0	0	1,791
Percent Low/Mod				100.0%

Annual Accomplishments

Years	Accomplishment Narrative	# Benefitting
2019	During the 2019 Program Year, beginning April 2020, provided 1057 seniors impacted by COVID-19 with short-term food assistance. A total of 24,107 meals have been delivered to seniors.	
2020	During the program year 788 additional seniors impacted by COVID-19 were assisted with short-term food assistance; for a total of 1845 unduplicated individuals over both program years (1057 in 2019 Program Year plus 788 in 2020 Program Year). A total of 38,932 meals have been delivered to seniors during the program year.	



U.S. Department of Housing and Urban Development
 Office of Community Planning and Development
 Integrated Disbursement and Information System
 CDBG Activity Summary Report (GPR) for Program Year 2021
 MANATEE COUNTY

Date: 15-Nov-2022
 Time: 10:23
 Page: 8

PGM Year: 2020
Project: 0005 - COVID-19 Worker Retraining
IDIS Activity: 469 - COVID-19 Worker Retraining
Status: Open
Location: 1112 Manatee Ave E Bradenton, FL 34208-2152
Objective: Create economic opportunities
Outcome: Availability/accessibility
Matrix Code: Employment Training (05H) **National Objective:** LMC

Activity to prevent, prepare for, and respond to Coronavirus: Yes

Initial Funding Date: 07/09/2020

Description:

Provide for an employment retraining program for workers displaced as a result of COVID-19.

Financing

	Fund Type	Grant Year	Grant	Funded Amount	Drawn In Program Year	Drawn Thru Program Year
CDBG	EN	2020	B20UW120018	\$25,557.70	\$6,666.80	\$25,557.70
Total	Total			\$25,557.70	\$6,666.80	\$25,557.70

Proposed Accomplishments

People (General) : 61

Actual Accomplishments

Number assisted:

	Owner		Renter		Total		Person	
	Total	Hispanic	Total	Hispanic	Total	Hispanic	Total	Hispanic
White:	0	0	0	0	0	0	5	1
Black/African American:	0	0	0	0	0	0	2	0
Asian:	0	0	0	0	0	0	0	0
American Indian/Alaskan Native:	0	0	0	0	0	0	0	0
Native Hawaiian/Other Pacific Islander:	0	0	0	0	0	0	0	0
American Indian/Alaskan Native & White:	0	0	0	0	0	0	0	0
Asian White:	0	0	0	0	0	0	0	0
Black/African American & White:	0	0	0	0	0	0	0	0
American Indian/Alaskan Native & Black/African American:	0	0	0	0	0	0	0	0
Other multi-racial:	0	0	0	0	0	0	0	0
Asian/Pacific Islander:	0	0	0	0	0	0	0	0
Hispanic:	0	0	0	0	0	0	0	0
Total:	0	0	0	0	0	0	7	1



U.S. Department of Housing and Urban Development
 Office of Community Planning and Development
 Integrated Disbursement and Information System
 CDBG Activity Summary Report (GPR) for Program Year 2021
 MANATEE COUNTY

Date: 15-Nov-2022
 Time: 10:23
 Page: 9

Female-headed Households: 0 0 0

Income Category:

	Owner	Renter	Total	Person
Extremely Low	0	0	0	4
Low Mod	0	0	0	2
Moderate	0	0	0	1
Non Low Moderate	0	0	0	0
Total	0	0	0	7
Percent Low/Mod				100.0%

Annual Accomplishments

Years	Accomplishment Narrative	# Benefitting
2019	During the 2019 Program Year, beginning in September 2020, the Subrecipient began recruiting individuals for the worker retraining programs. In the month of September 81 individuals have submitted interest in the retraining programs and followed-up with to complete the intake process to determine eligibility. No students have enrolled in the worker retraining programs.	
2020	During the 2020 Program Year 248 individuals have submitted interest in the retraining programs. 7 completed the eligibility determination and enrolled in the worker retraining program. Additional 2 of the 7 individuals were able to obtain positions in the field of their training.	
2021	During the program year 151 individuals have submitted interest in the retraining program. No individuals were found eligible or enrolled in the program. Due to lack of response, the subrecipient requested to close the program prior to the end of the program year.	



U.S. Department of Housing and Urban Development
 Office of Community Planning and Development
 Integrated Disbursement and Information System
 CDBG Activity Summary Report (GPR) for Program Year 2021
 MANATEE COUNTY

Date: 15-Nov-2022
 Time: 10:23
 Page: 10

PGM Year: 2017
Project: 0005 - Manatee County Homeowner Rehabilitation Program - CDBG
IDIS Activity: 478 - Goff Rehabilitation - 425 41st Street Blvd East Palmetto, 34221
Status: Completed 4/30/2022 12:00:00 AM **Objective:** Provide decent affordable housing
Location: 425 41st Street Blvd E Palmetto, FL 34221-9160 **Outcome:** Affordability
Matrix Code: Rehab; Single-Unit Residential (14A) **National Objective:** LMH

Activity to prevent, prepare for, and respond to Coronavirus: No

Initial Funding Date: 02/23/2021

Description:
 Rehabilitation of a single-family unit.
 Project completed and final draw requested 33122.

Financing

	Fund Type	Grant Year	Grant	Funded Amount	Drawn In Program Year	Drawn Thru Program Year
CDBG	EN	2018	B18UC120018	\$65,859.55	\$39,353.25	\$65,859.55
Total	Total			\$65,859.55	\$39,353.25	\$65,859.55

Proposed Accomplishments

Housing Units : 1

Actual Accomplishments

Number assisted:

	Owner		Renter		Total		Person	
	Total	Hispanic	Total	Hispanic	Total	Hispanic	Total	Hispanic
White:	0	0	0	0	0	0		0
Black/African American:	1	0	0	0	1	0	0	0
Asian:	0	0	0	0	0	0	0	0
American Indian/Alaskan Native:	0	0	0	0	0	0	0	0
Native Hawaiian/Other Pacific Islander:	0	0	0	0	0	0	0	0
American Indian/Alaskan Native & White:	0	0	0	0	0	0	0	0
Asian White:	0	0	0	0	0	0	0	0
Black/African American & White:	0	0	0	0	0	0	0	0
American Indian/Alaskan Native & Black/African American:	0	0	0	0	0	0	0	0
Other multi-racial:	0	0	0	0	0	0	0	0
Asian/Pacific Islander:	0	0	0	0	0	0	0	0
Hispanic:	0	0	0	0	0	0	0	0



U.S. Department of Housing and Urban Development
 Office of Community Planning and Development
 Integrated Disbursement and Information System
 CDBG Activity Summary Report (GPR) for Program Year 2021
 MANATEE COUNTY

Date: 15-Nov-2022
 Time: 10:23
 Page: 11

Total:	1	0	0	0	1	0	0	0
Female-headed Households:	0		0		0			
<i>Income Category:</i>								
	Owner	Renter	Total	Person				
Extremely Low	0	0	0	0				
Low Mod	1	0	1	0				
Moderate	0	0	0	0				
Non Low Moderate	0	0	0	0				
Total	1	0	1	0				
Percent Low/Mod	100.0%		100.0%					

Annual Accomplishments

Years	Accomplishment Narrative	# Benefitting
2019	2019 Accomplishment: Project delayed due to COVID-19.	
2020	2020 Accomplishments: Project has been bid out and a contractor selected. Construction has begun. Construction anticipated to be complete Spring 2022.	



U.S. Department of Housing and Urban Development
 Office of Community Planning and Development
 Integrated Disbursement and Information System
 CDBG Activity Summary Report (GPR) for Program Year 2021
 MANATEE COUNTY

Date: 15-Nov-2022
 Time: 10:23
 Page: 12

PGM Year: 2020
Project: 0007 - COVID-19 Financial Coaching
IDIS Activity: 480 - COVID-19 Financial Coaching
Status: Completed 10/29/2021 12:00:00 AM
Location: 8750 State Road 70 E Bradenton, FL 34202-3720
Objective: Create suitable living environments
Outcome: Sustainability
Matrix Code: Other Public Services Not Listed in 05A-05Y, 03T (05Z) **National Objective:** LMC

Activity to prevent, prepare for, and respond to Coronavirus: Yes

Initial Funding Date: 05/28/2021

Description:
 One-on-one housing and stabilization counseling to income-qualified residents of unincorporated Manatee County impacted by COVID-19.

Financing

	Fund Type	Grant Year	Grant	Funded Amount	Drawn In Program Year	Drawn Thru Program Year
CDBG	EN	2020	B20UW120018	\$8,750.00	\$8,750.00	\$8,750.00
Total	Total			\$8,750.00	\$8,750.00	\$8,750.00

Proposed Accomplishments

People (General) : 20

Actual Accomplishments

Number assisted:

	Owner		Renter		Total		Person	
	Total	Hispanic	Total	Hispanic	Total	Hispanic	Total	Hispanic
White:	0	0	0	0	0	0	4	1
Black/African American:	0	0	0	0	0	0	6	3
Asian:	0	0	0	0	0	0	0	0
American Indian/Alaskan Native:	0	0	0	0	0	0	0	0
Native Hawaiian/Other Pacific Islander:	0	0	0	0	0	0	0	0
American Indian/Alaskan Native & White:	0	0	0	0	0	0	0	0
Asian White:	0	0	0	0	0	0	0	0
Black/African American & White:	0	0	0	0	0	0	0	0
American Indian/Alaskan Native & Black/African American:	0	0	0	0	0	0	0	0
Other multi-racial:	0	0	0	0	0	0	0	0
Asian/Pacific Islander:	0	0	0	0	0	0	0	0
Hispanic:	0	0	0	0	0	0	0	0
Total:	0	0	0	0	0	0	10	4



U.S. Department of Housing and Urban Development
 Office of Community Planning and Development
 Integrated Disbursement and Information System
 CDBG Activity Summary Report (GPR) for Program Year 2021
 MANATEE COUNTY

Date: 15-Nov-2022
 Time: 10:23
 Page: 13

Female-headed Households: 0 0 0

Income Category:

	Owner	Renter	Total	Person
Extremely Low	0	0	0	0
Low Mod	0	0	0	8
Moderate	0	0	0	2
Non Low Moderate	0	0	0	0
Total	0	0	0	10
Percent Low/Mod				100.0%

Annual Accomplishments

Years	Accomplishment Narrative	# Benefitting
2020	Project has began and 10 COVID-19 impacted individuals have received one-on-one housing and stabilization counseling during the program year.	



U.S. Department of Housing and Urban Development
 Office of Community Planning and Development
 Integrated Disbursement and Information System
 CDBG Activity Summary Report (GPR) for Program Year 2021
 MANATEE COUNTY

Date: 15-Nov-2022
 Time: 10:23
 Page: 14

PGM Year: 2020
Project: 0008 - 2020 Project Smile - CDBG
IDIS Activity: 481 - 2020 Project Smile

Status: Completed 9/30/2021 12:00:00 AM
Location: 701 17th Ave W Bradenton, FL 34205-7665
Objective: Create suitable living environments
Outcome: Availability/accessibility
Matrix Code: Health Services (05M) **National Objective:** LMC

Activity to prevent, prepare for, and respond to Coronavirus: No

Initial Funding Date: 05/28/2021

Description:
 Provide dentures and prosthetic devices to homeless persons in Unincorporated Manatee County.

Financing

	Fund Type	Grant Year	Grant	Funded Amount	Drawn In Program Year	Drawn Thru Program Year
CDBG	EN	2020	B20UC120018	\$11,610.64	\$305.00	\$11,610.64
	PI			\$12,963.36	\$0.00	\$12,963.36
Total	Total			\$24,574.00	\$305.00	\$24,574.00

Proposed Accomplishments

People (General) : 200

Actual Accomplishments

Number assisted:

	Owner		Renter		Total		Person	
	Total	Hispanic	Total	Hispanic	Total	Hispanic	Total	Hispanic
White:	0	0	0	0	0	0	86	26
Black/African American:	0	0	0	0	0	0	21	1
Asian:	0	0	0	0	0	0	0	0
American Indian/Alaskan Native:	0	0	0	0	0	0	0	0
Native Hawaiian/Other Pacific Islander:	0	0	0	0	0	0	0	0
American Indian/Alaskan Native & White:	0	0	0	0	0	0	0	0
Asian White:	0	0	0	0	0	0	0	0
Black/African American & White:	0	0	0	0	0	0	0	0
American Indian/Alaskan Native & Black/African American:	0	0	0	0	0	0	0	0
Other multi-racial:	0	0	0	0	0	0	0	0
Asian/Pacific Islander:	0	0	0	0	0	0	0	0
Hispanic:	0	0	0	0	0	0	0	0



U.S. Department of Housing and Urban Development
 Office of Community Planning and Development
 Integrated Disbursement and Information System
 CDBG Activity Summary Report (GPR) for Program Year 2021
 MANATEE COUNTY

Date: 15-Nov-2022
 Time: 10:23
 Page: 15

Total:	0	0	0	0	0	0	107	27	
Female-headed Households:	0		0		0				
<i>Income Category:</i>									
	Owner	Renter	Total						Person
Extremely Low	0	0	0						86
Low Mod	0	0	0						21
Moderate	0	0	0						0
Non Low Moderate	0	0	0						0
Total	0	0	0						107
Percent Low/Mod									100.0%

Annual Accomplishments

Years	Accomplishment Narrative	# Benefitting
2020	A total of 107 clients were served with dentures and prosthetics during the program year. The oral prosthetics provided allow the clients to achieve improved quality of life with appearance, ability to eat/chew, no dental plan, and the potential to increase their confidence. The program did fall short of the goal of 200 clients to be served as COVID-19 continues to be a challenge with reduced dentist hours, being short staffed and issues with patient no shows being at a higher than normal.	



U.S. Department of Housing and Urban Development
 Office of Community Planning and Development
 Integrated Disbursement and Information System
 CDBG Activity Summary Report (GPR) for Program Year 2021
 MANATEE COUNTY

Date: 15-Nov-2022
 Time: 10:23
 Page: 16

PGM Year: 2020
Project: 0009 - 2020 Unfunded Senior Meals - CDBG
IDIS Activity: 482 - 2020 Unfunded Senior Meals

Status: Completed 9/30/2021 12:00:00 AM Objective: Create suitable living environments
 Location: 811 23rd Ave E Bradenton, FL 34208-3735 Outcome: Availability/accessibility
 Matrix Code: Senior Services (05A) National Objective: LMC

Activity to prevent, prepare for, and respond to Coronavirus: No

Initial Funding Date: 05/28/2021

Description:
 Provision of delivery of prepared meals ensuring appropriate nutrition for those seniors who are unable to prepare meals on their own.

Financing

	Fund Type	Grant Year	Grant	Funded Amount	Drawn In Program Year	Drawn Thru Program Year
CDBG	EN	2020	B20UC120018	\$64,064.00	\$5,240.00	\$64,064.00
Total	Total			\$64,064.00	\$5,240.00	\$64,064.00

Proposed Accomplishments

People (General) : 30

Actual Accomplishments

Number assisted:

	Owner		Renter		Total		Person	
	Total	Hispanic	Total	Hispanic	Total	Hispanic	Total	Hispanic
White:	0	0	0	0	0	0	35	5
Black/African American:	0	0	0	0	0	0	4	0
Asian:	0	0	0	0	0	0	0	0
American Indian/Alaskan Native:	0	0	0	0	0	0	0	0
Native Hawaiian/Other Pacific Islander:	0	0	0	0	0	0	0	0
American Indian/Alaskan Native & White:	0	0	0	0	0	0	0	0
Asian White:	0	0	0	0	0	0	0	0
Black/African American & White:	0	0	0	0	0	0	0	0
American Indian/Alaskan Native & Black/African American:	0	0	0	0	0	0	0	0
Other multi-racial:	0	0	0	0	0	0	0	0
Asian/Pacific Islander:	0	0	0	0	0	0	0	0
Hispanic:	0	0	0	0	0	0	0	0
Total:	0	0	0	0	0	0	39	5



U.S. Department of Housing and Urban Development
 Office of Community Planning and Development
 Integrated Disbursement and Information System
 CDBG Activity Summary Report (GPR) for Program Year 2021
 MANATEE COUNTY

Date: 15-Nov-2022
 Time: 10:23
 Page: 17

Female-headed Households:	0	0	0	
<i>Income Category:</i>				
	Owner	Renter	Total	Person
Extremely Low	0	0	0	0
Low Mod	0	0	0	0
Moderate	0	0	0	39
Non Low Moderate	0	0	0	0
Total	0	0	0	39
Percent Low/Mod	100.0%			

Annual Accomplishments

Years	Accomplishment Narrative	# Benefitting
2020	A total of 39 participants have been assisted with the home delivered meal program during the program year. 100% of clients served have been able age in place. The goal of 50% of clients having a stabilized or an increase in Nutrition was exceeded during the last quarter as 71% of the clients nutrition scores for those who had been assessed during the quarter had not declined as documented by Florida Department of Elderly Affairs From 701A completed at on-boarding and annually thereafter.	



U.S. Department of Housing and Urban Development
 Office of Community Planning and Development
 Integrated Disbursement and Information System
 CDBG Activity Summary Report (GPR) for Program Year 2021
 MANATEE COUNTY

Date: 15-Nov-2022
 Time: 10:23
 Page: 18

PGM Year: 2020
Project: 0010 - 2020 Alleans Loving Care - CDBG
IDIS Activity: 483 - 2020 Alleans Loving Care
Status: Completed 9/30/2021 12:00:00 AM
Location: 616 10th St E Bradenton, FL 34208-2110
Objective: Create suitable living environments
Outcome: Sustainability
Matrix Code: Senior Services (05A) **National Objective:** LMC

Activity to prevent, prepare for, and respond to Coronavirus: No

Initial Funding Date: 05/28/2021

Description:

Provide in-home personal care; companionship; housekeeping; and, respite services to low income seniors in unincorporated Manatee County.

Financing

	Fund Type	Grant Year	Grant	Funded Amount	Drawn In Program Year	Drawn Thru Program Year
CDBG	EN	2020	B20UC120018	\$80,000.00	\$4,720.00	\$80,000.00
Total	Total			\$80,000.00	\$4,720.00	\$80,000.00

Proposed Accomplishments

People (General) : 20

Actual Accomplishments

Number assisted:

	Owner		Renter		Total		Person	
	Total	Hispanic	Total	Hispanic	Total	Hispanic	Total	Hispanic
White:	0	0	0	0	0	0	13	3
Black/African American:	0	0	0	0	0	0	9	1
Asian:	0	0	0	0	0	0	0	0
American Indian/Alaskan Native:	0	0	0	0	0	0	0	0
Native Hawaiian/Other Pacific Islander:	0	0	0	0	0	0	0	0
American Indian/Alaskan Native & White:	0	0	0	0	0	0	0	0
Asian White:	0	0	0	0	0	0	0	0
Black/African American & White:	0	0	0	0	0	0	0	0
American Indian/Alaskan Native & Black/African American:	0	0	0	0	0	0	0	0
Other multi-racial:	0	0	0	0	0	0	0	0
Asian/Pacific Islander:	0	0	0	0	0	0	0	0
Hispanic:	0	0	0	0	0	0	0	0
Total:	0	0	0	0	0	0	22	4



U.S. Department of Housing and Urban Development
 Office of Community Planning and Development
 Integrated Disbursement and Information System
 CDBG Activity Summary Report (GPR) for Program Year 2021
 MANATEE COUNTY

Date: 15-Nov-2022
 Time: 10:23
 Page: 19

Female-headed Households: 0 0 0

Income Category:

	Owner	Renter	Total	Person
Extremely Low	0	0	0	22
Low Mod	0	0	0	0
Moderate	0	0	0	0
Non Low Moderate	0	0	0	0
Total	0	0	0	22
Percent Low/Mod				100.0%

Annual Accomplishments

Years	Accomplishment Narrative	# Benefitting
2020	A total of 22 participants were provided companion, homemaker and person care giving services during this program year. Of the 22 participants at least 14 of those clients are more stabilized and more independent as a result of the services provided.	



U.S. Department of Housing and Urban Development
 Office of Community Planning and Development
 Integrated Disbursement and Information System
 CDBG Activity Summary Report (GPR) for Program Year 2021
 MANATEE COUNTY

Date: 15-Nov-2022
 Time: 10:23
 Page: 20

PGM Year: 2020
Project: 0011 - 2020 Financial Coaching - CDBG
IDIS Activity: 484 - 2020 Financial Coaching

Status: Completed 10/29/2021 12:00:00 AM
Location: 8750 State Road 70 E Bradenton, FL 34202-3720
Objective: Create suitable living environments
Outcome: Sustainability
Matrix Code: Other Public Services Not Listed in 05A-05Y, 03T (05Z) **National Objective:** LMC

Activity to prevent, prepare for, and respond to Coronavirus: No

Initial Funding Date: 05/28/2021

Description:
 Provide housing, financial and stabilization counseling to low income residents in unincorporated Manatee County.

Financing

	Fund Type	Grant Year	Grant	Funded Amount	Drawn In Program Year	Drawn Thru Program Year
CDBG	EN	2020	B20UC120018	\$16,850.00	\$16,850.00	\$16,850.00
Total	Total			\$16,850.00	\$16,850.00	\$16,850.00

Proposed Accomplishments

People (General) : 30

Actual Accomplishments

Number assisted:

	Owner		Renter		Total		Person	
	Total	Hispanic	Total	Hispanic	Total	Hispanic	Total	Hispanic
White:	0	0	0	0	0	0	16	2
Black/African American:	0	0	0	0	0	0	10	0
Asian:	0	0	0	0	0	0	0	0
American Indian/Alaskan Native:	0	0	0	0	0	0	0	0
Native Hawaiian/Other Pacific Islander:	0	0	0	0	0	0	0	0
American Indian/Alaskan Native & White:	0	0	0	0	0	0	0	0
Asian White:	0	0	0	0	0	0	0	0
Black/African American & White:	0	0	0	0	0	0	0	0
American Indian/Alaskan Native & Black/African American:	0	0	0	0	0	0	0	0
Other multi-racial:	0	0	0	0	0	0	3	0
Asian/Pacific Islander:	0	0	0	0	0	0	0	0
Hispanic:	0	0	0	0	0	0	0	0
Total:	0	0	0	0	0	0	29	2



U.S. Department of Housing and Urban Development
 Office of Community Planning and Development
 Integrated Disbursement and Information System
 CDBG Activity Summary Report (GPR) for Program Year 2021
 MANATEE COUNTY

Date: 15-Nov-2022
 Time: 10:23
 Page: 21

Female-headed Households: 0 0 0

Income Category:

	Owner	Renter	Total	Person
Extremely Low	0	0	0	0
Low Mod	0	0	0	16
Moderate	0	0	0	13
Non Low Moderate	0	0	0	0
Total	0	0	0	29
Percent Low/Mod				100.0%

Annual Accomplishments

Years	Accomplishment Narrative	# Benefitting
2020	Project has began and 29 individuals have received one-on-one housing and stabilization counseling during the program year.	



U.S. Department of Housing and Urban Development
 Office of Community Planning and Development
 Integrated Disbursement and Information System
 CDBG Activity Summary Report (GPR) for Program Year 2021
 MANATEE COUNTY

Date: 15-Nov-2022
 Time: 10:23
 Page: 22

PGM Year: 2020
Project: 0013 - Homeowner Downpayment Assistance - CDBG
IDIS Activity: 485 - 2020 Homeowner Downpayment Assistance Program

Status: Open
Location: 1112 Manatee Ave W Bradenton, FL 34205-7804
Objective: Provide decent affordable housing
Outcome: Affordability
Matrix Code: Homeownership Assistance-excluding Housing Counseling under 24 CFR 5.100 (13B)
National Objective: LMH

Activity to prevent, prepare for, and respond to Coronavirus: No

Initial Funding Date: 05/28/2021

Description:
 Providing Homeowner Downpayment Assistance to low- to -moderate income households to obtain homeownership by subsidizing interest rates and mortgage principal amounts to make superior loan payments affordable through the provision of no-interest subordinate loans to reduce overall loan repayment amounts for the homeowner.

Financing

	Fund Type	Grant Year	Grant	Funded Amount	Drawn In Program Year	Drawn Thru Program Year
CDBG	EN	2020	B20UC120018	\$300,000.00	\$39,061.00	\$149,295.00
Total	Total			\$300,000.00	\$39,061.00	\$149,295.00

Proposed Accomplishments

Households (General) : 6

Actual Accomplishments

Number assisted:

	Owner		Renter		Total		Person	
	Total	Hispanic	Total	Hispanic	Total	Hispanic	Total	Hispanic
White:	3	1	0	0	3	1	0	0
Black/African American:	0	0	0	0	0	0	0	0
Asian:	0	0	0	0	0	0	0	0
American Indian/Alaskan Native:	0	0	0	0	0	0	0	0
Native Hawaiian/Other Pacific Islander:	0	0	0	0	0	0	0	0
American Indian/Alaskan Native & White:	0	0	0	0	0	0	0	0
Asian White:	0	0	0	0	0	0	0	0
Black/African American & White:	0	0	0	0	0	0	0	0
American Indian/Alaskan Native & Black/African American:	0	0	0	0	0	0	0	0
Other multi-racial:	0	0	0	0	0	0	0	0
Asian/Pacific Islander:	0	0	0	0	0	0	0	0
Hispanic:	0	0	0	0	0	0	0	0



U.S. Department of Housing and Urban Development
 Office of Community Planning and Development
 Integrated Disbursement and Information System
 CDBG Activity Summary Report (GPR) for Program Year 2021
 MANATEE COUNTY

Date: 15-Nov-2022
 Time: 10:23
 Page: 23

Total:	3	1	0	0	3	1	0	0
Female-headed Households:	0		0		0			
<i>Income Category:</i>								
	Owner	Renter	Total	Person				
Extremely Low	0	0	0	0				
Low Mod	0	0	0	0				
Moderate	3	0	3	0				
Non Low Moderate	0	0	0	0				
Total	3	0	3	0				
Percent Low/Mod	100.0%		100.0%					

Annual Accomplishments

Years	Accomplishment Narrative	# Benefitting
2020	Provided 3 low income households with down payment and closing cost assistance to obtain homeownership by subsidizing interest rates and mortgage principal amounts to make superior loan payments affordable through the provision of no-interest subordinate loans to reduce overall loan repayment amounts for the homeowner. 1 additional household has been approved and is preparing for closing on a property.	



U.S. Department of Housing and Urban Development
 Office of Community Planning and Development
 Integrated Disbursement and Information System
 CDBG Activity Summary Report (GPR) for Program Year 2021
 MANATEE COUNTY

Date: 15-Nov-2022
 Time: 10:23
 Page: 24

PGM Year: 2019
Project: 0001 - Manatee County Habitat for Humanity/Poling Gardens Infrastructure Project
IDIS Activity: 489 - Poling Gardens - Habitat for Humanity Infrastructure
Status: Open **Objective:** Provide decent affordable housing
Location: 1028 31st Ave E At end of 31st Ave Bradenton, FL 34208-4125 **Outcome:** Availability/accessibility
Matrix Code: Water/Sewer Improvements (03J) **National Objective:** LMH

Activity to prevent, prepare for, and respond to Coronavirus: No

Initial Funding Date: 11/16/2021

Description:
 Construct infrastructure to serve a new 16-unit affordable housing development in the Samoset West RECAP.

Financing

	Fund Type	Grant Year	Grant	Funded Amount	Drawn In Program Year	Drawn Thru Program Year
CDBG	EN	2016	B16UC120018	\$4,276.27	\$0.00	\$0.00
		2017	B17UC120018	\$135,639.73	\$0.00	\$0.00
		2018	B18UC120018	\$10,178.00	\$0.00	\$0.00
		2019	B19UC120018	\$629,906.00	\$0.00	\$0.00
		2021	B21UC120018	\$478,913.00	\$0.00	\$0.00
Total	Total			\$1,258,913.00	\$0.00	\$0.00

Proposed Accomplishments

Housing Units : 16

Actual Accomplishments

Number assisted:

	Owner		Renter		Total		Person	
	Total	Hispanic	Total	Hispanic	Total	Hispanic	Total	Hispanic
White:	0	0	0	0	0	0	0	0
Black/African American:	0	0	0	0	0	0	0	0
Asian:	0	0	0	0	0	0	0	0
American Indian/Alaskan Native:	0	0	0	0	0	0	0	0
Native Hawaiian/Other Pacific Islander:	0	0	0	0	0	0	0	0
American Indian/Alaskan Native & White:	0	0	0	0	0	0	0	0
Asian White:	0	0	0	0	0	0	0	0
Black/African American & White:	0	0	0	0	0	0	0	0
American Indian/Alaskan Native & Black/African American:	0	0	0	0	0	0	0	0
Other multi-racial:	0	0	0	0	0	0	0	0



U.S. Department of Housing and Urban Development
 Office of Community Planning and Development
 Integrated Disbursement and Information System
 CDBG Activity Summary Report (GPR) for Program Year 2021
 MANATEE COUNTY

Date: 15-Nov-2022
 Time: 10:23
 Page: 25

Asian/Pacific Islander:	0	0	0	0	0	0	0	0
Hispanic:	0	0	0	0	0	0	0	0
Total:	0	0	0	0	0	0	0	0

Female-headed Households: 0 0 0 0

Income Category:

	Owner	Renter	Total	Person
Extremely Low	0	0	0	0
Low Mod	0	0	0	0
Moderate	0	0	0	0
Non Low Moderate	0	0	0	0
Total	0	0	0	0

Percent Low/Mod

Annual Accomplishments

Years	Accomplishment Narrative	# Benefiting
2021	As of this date the first reimbursement request has been received which is for materials. The reason for the delay is due to supply shortages due to COVID.	



U.S. Department of Housing and Urban Development
 Office of Community Planning and Development
 Integrated Disbursement and Information System
 CDBG Activity Summary Report (GPR) for Program Year 2021
 MANATEE COUNTY

Date: 15-Nov-2022
 Time: 10:23
 Page: 26

PGM Year: 2021
Project: 0001 - 2021 Project Smile
IDIS Activity: 492 - 2021 Project Smile

Status: Open Objective: Create suitable living environments
 Location: 701 17th Ave W Bradenton, FL 34205-7665 Outcome: Availability/accessibility
 Matrix Code: Health Services (05M) National Objective: LMC

Activity to prevent, prepare for, and respond to Coronavirus: No

Initial Funding Date: 12/13/2021

Description:
 Provide dentures, prosthetics, and supplies for making such devices for homeless/nearly homeless clients.

Financing

	Fund Type	Grant Year	Grant	Funded Amount	Drawn In Program Year	Drawn Thru Program Year
CDBG	EN	2021	B21UC120018	\$65,000.00	\$11,390.00	\$11,390.00
Total	Total			\$65,000.00	\$11,390.00	\$11,390.00

Proposed Accomplishments

People (General) : 200

Actual Accomplishments

Number assisted:

	Owner		Renter		Total		Person	
	Total	Hispanic	Total	Hispanic	Total	Hispanic	Total	Hispanic
White:	0	0	0	0	0	0	66	31
Black/African American:	0	0	0	0	0	0	15	2
Asian:	0	0	0	0	0	0	0	0
American Indian/Alaskan Native:	0	0	0	0	0	0	1	1
Native Hawaiian/Other Pacific Islander:	0	0	0	0	0	0	0	0
American Indian/Alaskan Native & White:	0	0	0	0	0	0	0	0
Asian White:	0	0	0	0	0	0	0	0
Black/African American & White:	0	0	0	0	0	0	0	0
American Indian/Alaskan Native & Black/African American:	0	0	0	0	0	0	1	1
Other multi-racial:	0	0	0	0	0	0	0	0
Asian/Pacific Islander:	0	0	0	0	0	0	0	0
Hispanic:	0	0	0	0	0	0	0	0
Total:	0	0	0	0	0	0	83	35



U.S. Department of Housing and Urban Development
 Office of Community Planning and Development
 Integrated Disbursement and Information System
 CDBG Activity Summary Report (GPR) for Program Year 2021
 MANATEE COUNTY

Date: 15-Nov-2022
 Time: 10:23
 Page: 27

Female-headed Households: 0 0 0

Income Category:

	Owner	Renter	Total	Person
Extremely Low	0	0	0	73
Low Mod	0	0	0	8
Moderate	0	0	0	2
Non Low Moderate	0	0	0	0
Total	0	0	0	83
Percent Low/Mod				100.0%

Annual Accomplishments

Years	Accomplishment Narrative	# Benefitting
2021	A total of 83 clients were served with dentures and prosthetics during the program year. The oral prosthetics provided allow the clients to achieve improved quality of life with appearance, ability to eat/chew, no dental plan, and the potential to increase their confidence. The program did fall short of the goal of 200 clients to be served as COVID-19 continues to be a challenge with reduced dentist hours, being short staffed and issues with patient no shows being a higher rate than normal.	



U.S. Department of Housing and Urban Development
 Office of Community Planning and Development
 Integrated Disbursement and Information System
 CDBG Activity Summary Report (GPR) for Program Year 2021
 MANATEE COUNTY

Date: 15-Nov-2022
 Time: 10:23
 Page: 28

PGM Year: 2020
Project: 0002 - COVID-19 Food Assistance Services
IDIS Activity: 493 - COVID-19 Temporary Food Assistance #2
Status: Open
Location: 811 23rd Ave E Bradenton, FL 34208-3735
Objective: Create suitable living environments
Outcome: Availability/accessibility
Matrix Code: Other Public Services Not Listed in 05A-05Y, 03T (05Z)
National Objective: LMC

Activity to prevent, prepare for, and respond to Coronavirus: Yes

Initial Funding Date: 11/16/2021

Description:
 Short-term food assistance for seniors and low- and moderate-income households impacted by COVID-19 (isolation or financial impact).

Financing

	Fund Type	Grant Year	Grant	Funded Amount	Drawn In Program Year	Drawn Thru Program Year
CDBG	EN	2020	B20UW120018	\$300,021.00	\$230,489.46	\$230,489.46
Total	Total			\$300,021.00	\$230,489.46	\$230,489.46

Proposed Accomplishments

People (General) : 225

Actual Accomplishments

Number assisted:

	Owner		Renter		Total		Person	
	Total	Hispanic	Total	Hispanic	Total	Hispanic	Total	Hispanic
White:	0	0	0	0	0	0	507	2
Black/African American:	0	0	0	0	0	0	35	0
Asian:	0	0	0	0	0	0	0	0
American Indian/Alaskan Native:	0	0	0	0	0	0	0	0
Native Hawaiian/Other Pacific Islander:	0	0	0	0	0	0	0	0
American Indian/Alaskan Native & White:	0	0	0	0	0	0	0	0
Asian White:	0	0	0	0	0	0	2	0
Black/African American & White:	0	0	0	0	0	0	0	0
American Indian/Alaskan Native & Black/African American:	0	0	0	0	0	0	0	0
Other multi-racial:	0	0	0	0	0	0	7	3
Asian/Pacific Islander:	0	0	0	0	0	0	0	0
Hispanic:	0	0	0	0	0	0	0	0
Total:	0	0	0	0	0	0	551	5



U.S. Department of Housing and Urban Development
 Office of Community Planning and Development
 Integrated Disbursement and Information System
 CDBG Activity Summary Report (GPR) for Program Year 2021
 MANATEE COUNTY

Date: 15-Nov-2022
 Time: 10:23
 Page: 29

Female-headed Households: 0 0 0

Income Category:

	Owner	Renter	Total	Person
Extremely Low	0	0	0	15
Low Mod	0	0	0	80
Moderate	0	0	0	456
Non Low Moderate	0	0	0	0
Total	0	0	0	551
Percent Low/Mod				100.0%

Annual Accomplishments

Years	Accomplishment Narrative	# Benefitting
2020	During the program year 150 seniors impacted by COVID-19 were assisted with short-term food assistance. A total of 4,345 meals have been delivered to seniors during the program year.	
2021	During the program year 551 seniors impacted by COVID19 were assisted with short-term food assistance. A total of 47,205 meals have been delivered to seniors during the program year.	



U.S. Department of Housing and Urban Development
 Office of Community Planning and Development
 Integrated Disbursement and Information System
 CDBG Activity Summary Report (GPR) for Program Year 2021
 MANATEE COUNTY

Date: 15-Nov-2022
 Time: 10:23
 Page: 30

PGM Year: 2021
Project: 0002 - 2021 Unfunded Senior Meals
IDIS Activity: 494 - 2021 Unfunded Senior Meals

Status: Open Objective: Create suitable living environments
 Location: 811 23rd Ave E Bradenton, FL 34208-3735 Outcome: Availability/accessibility
 Matrix Code: Senior Services (05A) National Objective: LMC

Activity to prevent, prepare for, and respond to Coronavirus: No

Initial Funding Date: 12/13/2021

Description:
 Provision of delivery of prepared meals ensuring appropriate nutrition for those seniors who are unable to prepare meals on their own.

Financing

	Fund Type	Grant Year	Grant	Funded Amount	Drawn In Program Year	Drawn Thru Program Year
CDBG	EN	2021	B21UC120018	\$48,888.00	\$18,315.54	\$18,315.54
Total	Total			\$48,888.00	\$18,315.54	\$18,315.54

Proposed Accomplishments

People (General) : 30

Actual Accomplishments

Number assisted:

	Owner		Renter		Total		Person	
	Total	Hispanic	Total	Hispanic	Total	Hispanic	Total	Hispanic
White:	0	0	0	0	0	0	31	4
Black/African American:	0	0	0	0	0	0	6	0
Asian:	0	0	0	0	0	0	0	0
American Indian/Alaskan Native:	0	0	0	0	0	0	0	0
Native Hawaiian/Other Pacific Islander:	0	0	0	0	0	0	0	0
American Indian/Alaskan Native & White:	0	0	0	0	0	0	0	0
Asian White:	0	0	0	0	0	0	0	0
Black/African American & White:	0	0	0	0	0	0	0	0
American Indian/Alaskan Native & Black/African American:	0	0	0	0	0	0	0	0
Other multi-racial:	0	0	0	0	0	0	0	0
Asian/Pacific Islander:	0	0	0	0	0	0	0	0
Hispanic:	0	0	0	0	0	0	0	0
Total:	0	0	0	0	0	0	37	4



U.S. Department of Housing and Urban Development
 Office of Community Planning and Development
 Integrated Disbursement and Information System
 CDBG Activity Summary Report (GPR) for Program Year 2021
 MANATEE COUNTY

Date: 15-Nov-2022
 Time: 10:23
 Page: 31

Female-headed Households: 0 0 0

Income Category:

	Owner	Renter	Total	Person
Extremely Low	0	0	0	4
Low Mod	0	0	0	0
Moderate	0	0	0	33
Non Low Moderate	0	0	0	0
Total	0	0	0	37
Percent Low/Mod				100.0%

Annual Accomplishments

Years	Accomplishment Narrative	# Benefitting
2021	A total of 37 participants have been assisted with 7,119 meals through the home delivered meal program during the program year. 100% of clients served have been able to age in place. The goal of 50% of clients having a stabilized or an increase in Nutrition was exceeded during the last quarter as 65% of the clients nutrition scores for those who had been assessed during the quarter had improved or remained the same as documented by Florida Department of Elderly Affairs Form 701A completed at on-boarding and annually thereafter.	



U.S. Department of Housing and Urban Development
 Office of Community Planning and Development
 Integrated Disbursement and Information System
 CDBG Activity Summary Report (GPR) for Program Year 2021
 MANATEE COUNTY

Date: 15-Nov-2022
 Time: 10:23
 Page: 32

PGM Year: 2021
Project: 0003 - 2021 Allean's Loving Care
IDIS Activity: 495 - 2021 Alleans Loving Care
Status: Open
Location: 616 10th St E Bradenton, FL 34208-2110
Objective: Create suitable living environments
Outcome: Sustainability
Matrix Code: Senior Services (05A) **National Objective:** LMC

Activity to prevent, prepare for, and respond to Coronavirus: No

Initial Funding Date: 12/08/2021

Description:
 Provide in-home personal care; companionship; housekeeping; and, respite services to low income seniors in unincorporated Manatee County.

Financing

	Fund Type	Grant Year	Grant	Funded Amount	Drawn In Program Year	Drawn Thru Program Year
CDBG	EN	2021	B21UC120018	\$75,000.00	\$21,560.00	\$21,560.00
Total	Total			\$75,000.00	\$21,560.00	\$21,560.00

Proposed Accomplishments

People (General) : 24

Actual Accomplishments

Number assisted:

	Owner		Renter		Total		Person	
	Total	Hispanic	Total	Hispanic	Total	Hispanic	Total	Hispanic
White:	0	0	0	0	0	0	3	2
Black/African American:	0	0	0	0	0	0	11	5
Asian:	0	0	0	0	0	0	0	0
American Indian/Alaskan Native:	0	0	0	0	0	0	0	0
Native Hawaiian/Other Pacific Islander:	0	0	0	0	0	0	0	0
American Indian/Alaskan Native & White:	0	0	0	0	0	0	0	0
Asian White:	0	0	0	0	0	0	0	0
Black/African American & White:	0	0	0	0	0	0	0	0
American Indian/Alaskan Native & Black/African American:	0	0	0	0	0	0	0	0
Other multi-racial:	0	0	0	0	0	0	0	0
Asian/Pacific Islander:	0	0	0	0	0	0	0	0
Hispanic:	0	0	0	0	0	0	0	0
Total:	0	0	0	0	0	0	14	7



U.S. Department of Housing and Urban Development
 Office of Community Planning and Development
 Integrated Disbursement and Information System
 CDBG Activity Summary Report (GPR) for Program Year 2021
 MANATEE COUNTY

Date: 15-Nov-2022
 Time: 10:23
 Page: 33

Female-headed Households:

0 0 0

Income Category:

	Owner	Renter	Total	Person
Extremely Low	0	0	0	12
Low Mod	0	0	0	2
Moderate	0	0	0	0
Non Low Moderate	0	0	0	0
Total	0	0	0	14
Percent Low/Mod				100.0%

Annual Accomplishments

Years	Accomplishment Narrative	# Benefitting
2021	A total of 14 participants were provided with companion, homemaker and in person care giving services during this program year. Of the 14 participants, 13 are more stabilized and more independent as a result of the services provided.	



U.S. Department of Housing and Urban Development
 Office of Community Planning and Development
 Integrated Disbursement and Information System
 CDBG Activity Summary Report (GPR) for Program Year 2021
 MANATEE COUNTY

Date: 15-Nov-2022
 Time: 10:23
 Page: 34

PGM Year: 2020
Project: 0004 - COVID-19 Legal Assistance Program
IDIS Activity: 496 - COVID-19 Legal Assistance Services #2
Status: Open
Location: 1112 Manatee Ave E 2nd Floor Bradenton, FL 34208-2152
Objective: Create suitable living environments
Outcome: Availability/accessibility
Matrix Code: Legal Services (05C) **National Objective:** LMC

Activity to prevent, prepare for, and respond to Coronavirus: Yes

Initial Funding Date: 11/23/2021

Description:
 Legal assistance with eviction, foreclosure, and credit report mitigation for residents financially impacted by COVID-19; Legal assistance to homelessness in obtaining birth certificates and/or government issued identification in order to be able to access housing resources.

Financing

	Fund Type	Grant Year	Grant	Funded Amount	Drawn In Program Year	Drawn Thru Program Year
CDBG	EN	2020	B20UW120018	\$54,745.00	\$30,523.95	\$30,523.95
Total	Total			\$54,745.00	\$30,523.95	\$30,523.95

Proposed Accomplishments

People (General) : 55

Actual Accomplishments

Number assisted:

	Owner		Renter		Total		Person	
	Total	Hispanic	Total	Hispanic	Total	Hispanic	Total	Hispanic
White:	0	0	0	0	0	0	20	0
Black/African American:	0	0	0	0	0	0	10	0
Asian:	0	0	0	0	0	0	0	0
American Indian/Alaskan Native:	0	0	0	0	0	0	1	0
Native Hawaiian/Other Pacific Islander:	0	0	0	0	0	0	0	0
American Indian/Alaskan Native & White:	0	0	0	0	0	0	0	0
Asian White:	0	0	0	0	0	0	0	0
Black/African American & White:	0	0	0	0	0	0	0	0
American Indian/Alaskan Native & Black/African American:	0	0	0	0	0	0	0	0
Other multi-racial:	0	0	0	0	0	0	2	0
Asian/Pacific Islander:	0	0	0	0	0	0	0	0
Hispanic:	0	0	0	0	0	0	0	0



U.S. Department of Housing and Urban Development
 Office of Community Planning and Development
 Integrated Disbursement and Information System
 CDBG Activity Summary Report (GPR) for Program Year 2021
 MANATEE COUNTY

Date: 15-Nov-2022
 Time: 10:23
 Page: 35

Total:	0	0	0	0	0	0	33	0
Female-headed Households:	0		0		0			
<i>Income Category:</i>								
	Owner	Renter	Total	Person				
Extremely Low	0	0	0	22				
Low Mod	0	0	0	7				
Moderate	0	0	0	3				
Non Low Moderate	0	0	0	0				
Total	0	0	0	32				
Percent Low/Mod				100.0%				

Annual Accomplishments

Years	Accomplishment Narrative	# Benefitting
2020	During the program year 21 clients impacted by COVID-19 and experiencing homelessness were provided legal services to prevent or mitigate eviction, foreclosure and negative credit reporting. 4 clients were served by obtaining copies of their birth certificates and/or government issued identification to assist with accessing housing resources.	
2021	During the program year 31 clients impacted by COVID-19 and experiencing homelessness were provided legal services to prevent or mitigate eviction, foreclosure and negative credit reporting. 5 clients were served by obtaining copies of their birth certificates and/or government issued identification to assist with accessing housing resources.	



U.S. Department of Housing and Urban Development
 Office of Community Planning and Development
 Integrated Disbursement and Information System
 CDBG Activity Summary Report (GPR) for Program Year 2021
 MANATEE COUNTY

Date: 15-Nov-2022
 Time: 10:23
 Page: 36

PGM Year: 2020
Project: 0021 - COVID-19 Homeless Outreach - CV
IDIS Activity: 497 - COVID-19 Project Hope Outreach

Status: Open Objective: Create suitable living environments
 Location: 2020 26th Ave E Bradenton, FL 34208-7753 Outcome: Availability/accessibility
 Matrix Code: Health Services (05M) National Objective: LMC

Activity to prevent, prepare for, and respond to Coronavirus: Yes

Initial Funding Date: 11/29/2021

Description:

The program will provide a mobile multi-disciplinary clinical care team that will deliver mental and physical health care to individuals experiencing unsheltered homelessness in Unincorporated Manatee County.

Financing

	Fund Type	Grant Year	Grant	Funded Amount	Drawn In Program Year	Drawn Thru Program Year
CDBG	EN	2020	B20UW120018	\$468,533.00	\$7,416.39	\$7,416.39
Total	Total			\$468,533.00	\$7,416.39	\$7,416.39

Proposed Accomplishments

People (General) : 80

Actual Accomplishments

Number assisted:

	Owner		Renter		Total		Person	
	Total	Hispanic	Total	Hispanic	Total	Hispanic	Total	Hispanic
White:	0	0	0	0	0	0	11	0
Black/African American:	0	0	0	0	0	0	3	0
Asian:	0	0	0	0	0	0	0	0
American Indian/Alaskan Native:	0	0	0	0	0	0	0	0
Native Hawaiian/Other Pacific Islander:	0	0	0	0	0	0	0	0
American Indian/Alaskan Native & White:	0	0	0	0	0	0	0	0
Asian White:	0	0	0	0	0	0	0	0
Black/African American & White:	0	0	0	0	0	0	0	0
American Indian/Alaskan Native & Black/African American:	0	0	0	0	0	0	0	0
Other multi-racial:	0	0	0	0	0	0	0	0
Asian/Pacific Islander:	0	0	0	0	0	0	0	0
Hispanic:	0	0	0	0	0	0	0	0



U.S. Department of Housing and Urban Development
 Office of Community Planning and Development
 Integrated Disbursement and Information System
 CDBG Activity Summary Report (GPR) for Program Year 2021
 MANATEE COUNTY

Date: 15-Nov-2022
 Time: 10:23
 Page: 37

Total:	0	0	0	0	0	0	14	0	
Female-headed Households:	0		0		0				
<i>Income Category:</i>									
	Owner	Renter	Total						Person
Extremely Low	0	0	0						14
Low Mod	0	0	0						0
Moderate	0	0	0						0
Non Low Moderate	0	0	0						0
Total	0	0	0						14
Percent Low/Mod									100.0%

Annual Accomplishments

Years	Accomplishment Narrative	# Benefitting
2021	During the program year a total of 14 individuals experiencing unsheltered homelessness in Unincorporated Manatee County were provided with mental and physical health care services through a mobile multi-disciplinary clinical care team. Due to the limitations of the service are to unincorporated Manatee, the subrecipient was not able to meet the goal for the project and requested early termination of the agreement.	



U.S. Department of Housing and Urban Development
 Office of Community Planning and Development
 Integrated Disbursement and Information System
 CDBG Activity Summary Report (GPR) for Program Year 2021
 MANATEE COUNTY

Date: 15-Nov-2022
 Time: 10:23
 Page: 38

PGM Year: 2021
Project: 0005 - 2021 Housing Legal Services
IDIS Activity: 498 - 2021 Housing Legal Services

Status: Open Objective: Create suitable living environments
 Location: 1112 Manatee Ave E Bradenton, FL 34208-2152 Outcome: Availability/accessibility
 Matrix Code: Legal Services (05C) National Objective: LMC

Activity to prevent, prepare for, and respond to Coronavirus: No

Initial Funding Date: 12/13/2021

Description:

Provide housing related legal service to income eligible residents of Manatee County with priority given to fair housing complaints.

Financing

	Fund Type	Grant Year	Grant	Funded Amount	Drawn In Program Year	Drawn Thru Program Year
CDBG	EN	2021	B21UC120018	\$74,256.00	\$24,905.40	\$24,905.40
Total	Total			\$74,256.00	\$24,905.40	\$24,905.40

Proposed Accomplishments

People (General) : 75

Actual Accomplishments

Number assisted:

	Owner		Renter		Total		Person	
	Total	Hispanic	Total	Hispanic	Total	Hispanic	Total	Hispanic
White:	0	0	0	0	0	0	20	0
Black/African American:	0	0	0	0	0	0	20	0
Asian:	0	0	0	0	0	0	0	0
American Indian/Alaskan Native:	0	0	0	0	0	0	0	0
Native Hawaiian/Other Pacific Islander:	0	0	0	0	0	0	0	0
American Indian/Alaskan Native & White:	0	0	0	0	0	0	0	0
Asian White:	0	0	0	0	0	0	0	0
Black/African American & White:	0	0	0	0	0	0	0	0
American Indian/Alaskan Native & Black/African American:	0	0	0	0	0	0	0	0
Other multi-racial:	0	0	0	0	0	0	6	6
Asian/Pacific Islander:	0	0	0	0	0	0	0	0
Hispanic:	0	0	0	0	0	0	0	0
Total:	0	0	0	0	0	0	46	6



U.S. Department of Housing and Urban Development
 Office of Community Planning and Development
 Integrated Disbursement and Information System
 CDBG Activity Summary Report (GPR) for Program Year 2021
 MANATEE COUNTY

Date: 15-Nov-2022
 Time: 10:23
 Page: 39

Female-headed Households: 0 0 0

Income Category:

	Owner	Renter	Total	Person
Extremely Low	0	0	0	29
Low Mod	0	0	0	11
Moderate	0	0	0	6
Non Low Moderate	0	0	0	0
Total	0	0	0	46
Percent Low/Mod				100.0%

Annual Accomplishments

Years	Accomplishment Narrative	# Benefitting
2021	During the 2021 program year, ending September 2022, a total of 46 individuals were provided with housing related legal services and educated about their fair housing rights.	



U.S. Department of Housing and Urban Development
 Office of Community Planning and Development
 Integrated Disbursement and Information System
 CDBG Activity Summary Report (GPR) for Program Year 2021
 MANATEE COUNTY

Date: 15-Nov-2022
 Time: 10:23
 Page: 40

PGM Year: 2020
Project: 0022 - COVID-19 Housing Stability
IDIS Activity: 499 - COVID-19 Housing Stability
Status: Open
Location: 1112 Manatee Ave W Bradenton, FL 34205-7804
Objective: Create suitable living environments
Outcome: Availability/accessibility
Matrix Code: Other Public Services Not Listed in 05A-05Y, 03T (05Z) **National Objective:** LMC

Activity to prevent, prepare for, and respond to Coronavirus: Yes

Initial Funding Date: 12/13/2021

Description:
 Provide staffing for Emergency Rental Assistance (ERA) Ambassador Navigators and Housing Stability Case Management to households impacted directly or indirectly by COVID-19.

Financing

	Fund Type	Grant Year	Grant	Funded Amount	Drawn In Program Year	Drawn Thru Program Year
CDBG	EN	2020	B20UW120018	\$440,027.00	\$178,256.26	\$178,256.26
Total	Total			\$440,027.00	\$178,256.26	\$178,256.26

Proposed Accomplishments

People (General) : 300

Actual Accomplishments

Number assisted:

	Owner		Renter		Total		Person	
	Total	Hispanic	Total	Hispanic	Total	Hispanic	Total	Hispanic
White:	0	0	0	0	0	0		0
Black/African American:	0	0	0	0	0	0	0	0
Asian:	0	0	0	0	0	0	0	0
American Indian/Alaskan Native:	0	0	0	0	0	0	0	0
Native Hawaiian/Other Pacific Islander:	0	0	0	0	0	0	0	0
American Indian/Alaskan Native & White:	0	0	0	0	0	0	0	0
Asian White:	0	0	0	0	0	0	0	0
Black/African American & White:	0	0	0	0	0	0	0	0
American Indian/Alaskan Native & Black/African American:	0	0	0	0	0	0	0	0
Other multi-racial:	0	0	0	0	0	0	0	0
Asian/Pacific Islander:	0	0	0	0	0	0	0	0
Hispanic:	0	0	0	0	0	0	0	0
Total:	0	0	0	0	0	0	0	0



U.S. Department of Housing and Urban Development
 Office of Community Planning and Development
 Integrated Disbursement and Information System
 CDBG Activity Summary Report (GPR) for Program Year 2021
 MANATEE COUNTY

Date: 15-Nov-2022
 Time: 10:23
 Page: 41

Female-headed Households: 0 0 0

Income Category:

	Owner	Renter	Total	Person
Extremely Low	0	0	0	0
Low Mod	0	0	0	0
Moderate	0	0	0	0
Non Low Moderate	0	0	0	0
Total	0	0	0	0

Percent Low/Mod

Annual Accomplishments

No data returned for this view. This might be because the applied filter excludes all data.



U.S. Department of Housing and Urban Development
 Office of Community Planning and Development
 Integrated Disbursement and Information System
 CDBG Activity Summary Report (GPR) for Program Year 2021
 MANATEE COUNTY

Date: 15-Nov-2022
 Time: 10:23
 Page: 42

PGM Year: 2021
Project: 0009 - General Administration/Planning - CDBG
IDIS Activity: 500 - 2021 CDBG General Administration/Planning
Status: Open
Location: ,
Objective:
Outcome:
Matrix Code: General Program Administration (21A) **National Objective:**

Activity to prevent, prepare for, and respond to Coronavirus: No

Initial Funding Date: 12/13/2021

Description:
 Funding will cover personnel and related costs for the general oversight and administration of the CDBG program.

Financing

	Fund Type	Grant Year	Grant	Funded Amount	Drawn In Program Year	Drawn Thru Program Year
CDBG	EN	2021	B21UC120018	\$380,858.00	\$119,040.95	\$119,040.95
Total	Total			\$380,858.00	\$119,040.95	\$119,040.95

Proposed Accomplishments

Actual Accomplishments

Number assisted:

	Owner		Renter		Total		Person	
	Total	Hispanic	Total	Hispanic	Total	Hispanic	Total	Hispanic
White:					0	0		
Black/African American:					0	0		
Asian:					0	0		
American Indian/Alaskan Native:					0	0		
Native Hawaiian/Other Pacific Islander:					0	0		
American Indian/Alaskan Native & White:					0	0		
Asian White:					0	0		
Black/African American & White:					0	0		
American Indian/Alaskan Native & Black/African American:					0	0		
Other multi-racial:					0	0		
Asian/Pacific Islander:					0	0		
Hispanic:					0	0		
Total:	0	0	0	0	0	0	0	0

Female-headed Households: 0



U.S. Department of Housing and Urban Development
Office of Community Planning and Development
Integrated Disbursement and Information System
CDBG Activity Summary Report (GPR) for Program Year 2021
MANATEE COUNTY

Date: 15-Nov-2022

Time: 10:23

Page: 43

Income Category:

	Owner	Renter	Total	Person
Extremely Low			0	
Low Mod			0	
Moderate			0	
Non Low Moderate			0	
Total	0	0	0	0
Percent Low/Mod				

Annual Accomplishments

No data returned for this view. This might be because the applied filter excludes all data.



U.S. Department of Housing and Urban Development
 Office of Community Planning and Development
 Integrated Disbursement and Information System
 CDBG Activity Summary Report (GPR) for Program Year 2021
 MANATEE COUNTY

Date: 15-Nov-2022
 Time: 10:23
 Page: 44

PGM Year: 2017
Project: 0005 - Manatee County Homeowner Rehabilitation Program - CDBG
IDIS Activity: 503 - 703 38th St W Bradenton - Salmons
Status: Open
Location: 703 38th St W Bradenton, FL 34205-2445
Objective: Provide decent affordable housing
Outcome: Affordability
Matrix Code: Rehab; Single-Unit Residential (14A) **National Objective:** LMH

Activity to prevent, prepare for, and respond to Coronavirus: No

Initial Funding Date: 01/03/2022

Description:
 Rehab.
 of an existing single-family residence.

Financing

	Fund Type	Grant Year	Grant	Funded Amount	Drawn In Program Year	Drawn Thru Program Year
CDBG	EN	2017	B17UC120018	\$96.68	\$0.00	\$0.00
		2018	B18UC120018	\$180,000.00	\$13,800.10	\$13,800.10
		2019	B19UC120018	\$107.00	\$0.00	\$0.00
Total	Total			\$180,203.68	\$13,800.10	\$13,800.10

Proposed Accomplishments

Housing Units : 1

Actual Accomplishments

Number assisted:

	Owner		Renter		Total		Person	
	Total	Hispanic	Total	Hispanic	Total	Hispanic	Total	Hispanic
White:	1	0	0	0	1	0	0	0
Black/African American:	0	0	0	0	0	0	0	0
Asian:	0	0	0	0	0	0	0	0
American Indian/Alaskan Native:	0	0	0	0	0	0	0	0
Native Hawaiian/Other Pacific Islander:	0	0	0	0	0	0	0	0
American Indian/Alaskan Native & White:	0	0	0	0	0	0	0	0
Asian White:	0	0	0	0	0	0	0	0
Black/African American & White:	0	0	0	0	0	0	0	0
American Indian/Alaskan Native & Black/African American:	0	0	0	0	0	0	0	0
Other multi-racial:	0	0	0	0	0	0	0	0
Asian/Pacific Islander:	0	0	0	0	0	0	0	0



U.S. Department of Housing and Urban Development
 Office of Community Planning and Development
 Integrated Disbursement and Information System
 CDBG Activity Summary Report (GPR) for Program Year 2021
 MANATEE COUNTY

Date: 15-Nov-2022
 Time: 10:23
 Page: 45

Hispanic:	0	0	0	0	0	0	0	0
Total:	1	0	0	0	1	0	0	0
Female-headed Households:	1		0		1			

Income Category:

	Owner	Renter	Total	Person
Extremely Low	1	0	1	0
Low Mod	0	0	0	0
Moderate	0	0	0	0
Non Low Moderate	0	0	0	0
Total	1	0	1	0
Percent Low/Mod	100.0%		100.0%	

Annual Accomplishments

Years	Accomplishment Narrative	# Benefiting
2021	Demolition on replacement of a single-family structure to an extremely low-income household.	



U.S. Department of Housing and Urban Development
 Office of Community Planning and Development
 Integrated Disbursement and Information System
 CDBG Activity Summary Report (GPR) for Program Year 2021
 MANATEE COUNTY

Date: 15-Nov-2022
 Time: 10:23
 Page: 46

PGM Year: 2017
Project: 0005 - Manatee County Homeowner Rehabilitation Program - CDBG
IDIS Activity: 505 - 4604 3rd Ave West - Smith-Warzyk
Status: Open **Objective:** Provide decent affordable housing
Location: 4604 3rd Ave W Palmetto, FL 34221-9720 **Outcome:** Affordability
Matrix Code: Rehab; Single-Unit Residential (14A) **National Objective:** LMH

Activity to prevent, prepare for, and respond to Coronavirus: No

Initial Funding Date: 01/04/2022

Description:
 Single Family homeowner occupied rehabilitation

Financing

	Fund Type	Grant Year	Grant	Funded Amount	Drawn In Program Year	Drawn Thru Program Year
CDBG	EN	2018	B18UC120018	\$13,031.50	\$0.00	\$0.00
		2019	B19UC120018	\$151,300.00	\$1,350.50	\$1,350.50
		2020	B20UC120018	\$14,758.00	\$792.00	\$792.00
Total	Total			\$179,089.50	\$2,142.50	\$2,142.50

Proposed Accomplishments

Housing Units : 1

Actual Accomplishments

Number assisted:

	Owner		Renter		Total		Person	
	Total	Hispanic	Total	Hispanic	Total	Hispanic	Total	Hispanic
White:	1	0	0	0	1	0	0	0
Black/African American:	0	0	0	0	0	0	0	0
Asian:	0	0	0	0	0	0	0	0
American Indian/Alaskan Native:	0	0	0	0	0	0	0	0
Native Hawaiian/Other Pacific Islander:	0	0	0	0	0	0	0	0
American Indian/Alaskan Native & White:	0	0	0	0	0	0	0	0
Asian White:	0	0	0	0	0	0	0	0
Black/African American & White:	0	0	0	0	0	0	0	0
American Indian/Alaskan Native & Black/African American:	0	0	0	0	0	0	0	0
Other multi-racial:	0	0	0	0	0	0	0	0
Asian/Pacific Islander:	0	0	0	0	0	0	0	0



U.S. Department of Housing and Urban Development
 Office of Community Planning and Development
 Integrated Disbursement and Information System
 CDBG Activity Summary Report (GPR) for Program Year 2021
 MANATEE COUNTY

Date: 15-Nov-2022
 Time: 10:23
 Page: 47

Hispanic:	0	0	0	0	0	0	0	0
Total:	1	0	0	0	1	0	0	0
Female-headed Households:	1		0		1			

Income Category:

	Owner	Renter	Total	Person
Extremely Low	0	0	0	0
Low Mod	1	0	1	0
Moderate	0	0	0	0
Non Low Moderate	0	0	0	0
Total	1	0	1	0
Percent Low/Mod	100.0%		100.0%	

Annual Accomplishments

Years	Accomplishment Narrative	# Benefiting
2021		



U.S. Department of Housing and Urban Development
 Office of Community Planning and Development
 Integrated Disbursement and Information System
 CDBG Activity Summary Report (GPR) for Program Year 2021
 MANATEE COUNTY

Date: 15-Nov-2022
 Time: 10:23
 Page: 48

PGM Year: 2017
Project: 0005 - Manatee County Homeowner Rehabilitation Program - CDBG
IDIS Activity: 506 - 916 42nd Street West - Pope
Status: Open
Location: 916 42nd St W Bradenton, FL 34205-1665
Objective: Provide decent affordable housing
Outcome: Affordability
Matrix Code: Rehab; Single-Unit Residential (14A) **National Objective:** LMH

Activity to prevent, prepare for, and respond to Coronavirus: No

Initial Funding Date: 01/04/2022

Description:

Single Family homeowner occupied rehabilitation.
 Draw 1 -3-23-22-Floors, HVAC, Insulation, Interior Doors.
 Draw 2 - 6-10-22- Roof, windows, cabinets, plumbing.
 Final draw - 9-13-22- Exterior doors, wall repair, appliances.

Financing

	Fund Type	Grant Year	Grant	Funded Amount	Drawn In Program Year	Drawn Thru Program Year
CDBG	EN	2018	B18UC120018	\$79,285.00	\$18,093.63	\$18,093.63
Total	Total			\$79,285.00	\$18,093.63	\$18,093.63

Proposed Accomplishments

Housing Units : 1

Actual Accomplishments

Number assisted:

	Owner		Renter		Total		Person	
	Total	Hispanic	Total	Hispanic	Total	Hispanic	Total	Hispanic
White:	1	0	0	0	1	0	0	0
Black/African American:	0	0	0	0	0	0	0	0
Asian:	0	0	0	0	0	0	0	0
American Indian/Alaskan Native:	0	0	0	0	0	0	0	0
Native Hawaiian/Other Pacific Islander:	0	0	0	0	0	0	0	0
American Indian/Alaskan Native & White:	0	0	0	0	0	0	0	0
Asian White:	0	0	0	0	0	0	0	0
Black/African American & White:	0	0	0	0	0	0	0	0
American Indian/Alaskan Native & Black/African American:	0	0	0	0	0	0	0	0
Other multi-racial:	0	0	0	0	0	0	0	0
Asian/Pacific Islander:	0	0	0	0	0	0	0	0



U.S. Department of Housing and Urban Development
 Office of Community Planning and Development
 Integrated Disbursement and Information System
 CDBG Activity Summary Report (GPR) for Program Year 2021
 MANATEE COUNTY

Date: 15-Nov-2022
 Time: 10:23
 Page: 49

Hispanic:	0	0	0	0	0	0	0	0
Total:	1	0	0	0	1	0	0	0
Female-headed Households:	1		0		1			

Income Category:

	Owner	Renter	Total	Person
Extremely Low	0	0	0	0
Low Mod	1	0	1	0
Moderate	0	0	0	0
Non Low Moderate	0	0	0	0
Total	1	0	1	0
Percent Low/Mod	100.0%		100.0%	

Annual Accomplishments

Years	Accomplishment Narrative	# Benefiting
2021		



U.S. Department of Housing and Urban Development
 Office of Community Planning and Development
 Integrated Disbursement and Information System
 CDBG Activity Summary Report (GPR) for Program Year 2021
 MANATEE COUNTY

Date: 15-Nov-2022
 Time: 10:23
 Page: 50

PGM Year: 2017
Project: 0005 - Manatee County Homeowner Rehabilitation Program - CDBG
IDIS Activity: 507 - 616 29th Avenue West - Davis
Status: Open
Location: 616 29th Ave W Bradenton, FL 34205-8141
Objective: Provide decent affordable housing
Outcome: Affordability
Matrix Code: Rehab; Single-Unit Residential (14A) **National Objective:** LMH

Activity to prevent, prepare for, and respond to Coronavirus: No

Initial Funding Date: 01/05/2022

Description:
 Single Family homeowner occupied rehabilitation

Financing

	Fund Type	Grant Year	Grant	Funded Amount	Drawn In Program Year	Drawn Thru Program Year
CDBG	EN	2018	B18UC120018	\$79,962.00	\$1,163.50	\$1,163.50
Total	Total			\$79,962.00	\$1,163.50	\$1,163.50

Proposed Accomplishments

Housing Units : 1

Actual Accomplishments

Number assisted:

	Owner		Renter		Total		Person	
	Total	Hispanic	Total	Hispanic	Total	Hispanic	Total	Hispanic
White:	0	0	0	0	0	0		0
Black/African American:	1	0	0	0	1	0	0	0
Asian:	0	0	0	0	0	0	0	0
American Indian/Alaskan Native:	0	0	0	0	0	0	0	0
Native Hawaiian/Other Pacific Islander:	0	0	0	0	0	0	0	0
American Indian/Alaskan Native & White:	0	0	0	0	0	0	0	0
Asian White:	0	0	0	0	0	0	0	0
Black/African American & White:	0	0	0	0	0	0	0	0
American Indian/Alaskan Native & Black/African American:	0	0	0	0	0	0	0	0
Other multi-racial:	0	0	0	0	0	0	0	0
Asian/Pacific Islander:	0	0	0	0	0	0	0	0
Hispanic:	0	0	0	0	0	0	0	0
Total:	1	0	0	0	1	0	0	0



U.S. Department of Housing and Urban Development
 Office of Community Planning and Development
 Integrated Disbursement and Information System
 CDBG Activity Summary Report (GPR) for Program Year 2021
 MANATEE COUNTY

Date: 15-Nov-2022
 Time: 10:23
 Page: 51

Female-headed Households:			1	0	1
<i>Income Category:</i>					
	Owner	Renter	Total	Person	
Extremely Low	0	0	0	0	
Low Mod	1	0	1	0	
Moderate	0	0	0	0	
Non Low Moderate	0	0	0	0	
Total	1	0	1	0	
Percent Low/Mod	100.0%		100.0%		

Annual Accomplishments

Years	Accomplishment Narrative	# Benefitting
2021		



U.S. Department of Housing and Urban Development
 Office of Community Planning and Development
 Integrated Disbursement and Information System
 CDBG Activity Summary Report (GPR) for Program Year 2021
 MANATEE COUNTY

Date: 15-Nov-2022
 Time: 10:23
 Page: 52

PGM Year: 2017
Project: 0005 - Manatee County Homeowner Rehabilitation Program - CDBG
IDIS Activity: 508 - 2307 18th Street East - Peoples
Status: Open
Location: 2307 18th St E Bradenton, FL 34208-7760
Objective: Provide decent affordable housing
Outcome: Affordability
Matrix Code: Rehab; Single-Unit Residential (14A) **National Objective:** LMH

Activity to prevent, prepare for, and respond to Coronavirus: No

Initial Funding Date: 01/05/2022

Description:
 Single Family homeowner occupied rehabilitation

Financing

	Fund Type	Grant Year	Grant	Funded Amount	Drawn In Program Year	Drawn Thru Program Year
CDBG	EN	2017	B17UC120018	\$3,000.00	\$691.00	\$691.00
		2018	B18UC120018	\$57,500.00	\$0.00	\$0.00
		2019	B19UC120018	\$124,024.70	\$1,421.50	\$1,421.50
		2020	B20UC120018	\$12,500.00	\$0.00	\$0.00
Total	Total			\$197,024.70	\$2,112.50	\$2,112.50

Proposed Accomplishments

Housing Units : 1

Actual Accomplishments

Number assisted:

	Owner		Renter		Total		Person	
	Total	Hispanic	Total	Hispanic	Total	Hispanic	Total	Hispanic
White:	0	0	0	0	0	0	0	0
Black/African American:	1	0	0	0	1	0	0	0
Asian:	0	0	0	0	0	0	0	0
American Indian/Alaskan Native:	0	0	0	0	0	0	0	0
Native Hawaiian/Other Pacific Islander:	0	0	0	0	0	0	0	0
American Indian/Alaskan Native & White:	0	0	0	0	0	0	0	0
Asian White:	0	0	0	0	0	0	0	0
Black/African American & White:	0	0	0	0	0	0	0	0
American Indian/Alaskan Native & Black/African American:	0	0	0	0	0	0	0	0
Other multi-racial:	0	0	0	0	0	0	0	0
Asian/Pacific Islander:	0	0	0	0	0	0	0	0



U.S. Department of Housing and Urban Development
 Office of Community Planning and Development
 Integrated Disbursement and Information System
 CDBG Activity Summary Report (GPR) for Program Year 2021
 MANATEE COUNTY

Date: 15-Nov-2022
 Time: 10:23
 Page: 53

Hispanic:	0	0	0	0	0	0	0	0
Total:	1	0	0	0	1	0	0	0
Female-headed Households:	0		0		0			

Income Category:

	Owner	Renter	Total	Person
Extremely Low	0	0	0	0
Low Mod	1	0	1	0
Moderate	0	0	0	0
Non Low Moderate	0	0	0	0
Total	1	0	1	0
Percent Low/Mod	100.0%		100.0%	

Annual Accomplishments

Years	Accomplishment Narrative	# Benefiting
2021		



U.S. Department of Housing and Urban Development
 Office of Community Planning and Development
 Integrated Disbursement and Information System
 CDBG Activity Summary Report (GPR) for Program Year 2021
 MANATEE COUNTY

Date: 15-Nov-2022
 Time: 10:23
 Page: 54

PGM Year: 2017
Project: 0005 - Manatee County Homeowner Rehabilitation Program - CDBG
IDIS Activity: 509 - 1103 31st Street Court East - Myles
Status: Open
Location: 1103 31st Street Ct E Palmetto, FL 34221-2432
Objective: Provide decent affordable housing
Outcome: Affordability
Matrix Code: Rehab; Single-Unit Residential (14A) **National Objective:** LMH

Activity to prevent, prepare for, and respond to Coronavirus: No

Initial Funding Date: 01/06/2022

Description:
 Single Family homeowner occupied rehabilitation

Financing

	Fund Type	Grant Year	Grant	Funded Amount	Drawn In Program Year	Drawn Thru Program Year
CDBG	EN	2019	B19UC120018	\$79,129.00	\$819.50	\$819.50
Total	Total			\$79,129.00	\$819.50	\$819.50

Proposed Accomplishments

Housing Units : 1

Actual Accomplishments

Number assisted:

	Owner		Renter		Total		Person	
	Total	Hispanic	Total	Hispanic	Total	Hispanic	Total	Hispanic
White:	0	0	0	0	0	0		0
Black/African American:	1	0	0	0	1	0	0	0
Asian:	0	0	0	0	0	0	0	0
American Indian/Alaskan Native:	0	0	0	0	0	0	0	0
Native Hawaiian/Other Pacific Islander:	0	0	0	0	0	0	0	0
American Indian/Alaskan Native & White:	0	0	0	0	0	0	0	0
Asian White:	0	0	0	0	0	0	0	0
Black/African American & White:	0	0	0	0	0	0	0	0
American Indian/Alaskan Native & Black/African American:	0	0	0	0	0	0	0	0
Other multi-racial:	0	0	0	0	0	0	0	0
Asian/Pacific Islander:	0	0	0	0	0	0	0	0
Hispanic:	0	0	0	0	0	0	0	0
Total:	1	0	0	0	1	0	0	0



U.S. Department of Housing and Urban Development
 Office of Community Planning and Development
 Integrated Disbursement and Information System
 CDBG Activity Summary Report (GPR) for Program Year 2021
 MANATEE COUNTY

Date: 15-Nov-2022
 Time: 10:23
 Page: 55

Female-headed Households: 0 0 0

Income Category:

	Owner	Renter	Total	Person
Extremely Low	0	0	0	0
Low Mod	1	0	1	0
Moderate	0	0	0	0
Non Low Moderate	0	0	0	0
Total	1	0	1	0
Percent Low/Mod	100.0%		100.0%	

Annual Accomplishments

Years	Accomplishment Narrative	# Benefitting
2021		



U.S. Department of Housing and Urban Development
 Office of Community Planning and Development
 Integrated Disbursement and Information System
 CDBG Activity Summary Report (GPR) for Program Year 2021
 MANATEE COUNTY

Date: 15-Nov-2022
 Time: 10:23
 Page: 56

PGM Year: 2020
Project: 0016 - COVID-19 Temporary Food Assistance/Meals on Wheels - CDBG
IDIS Activity: 512 - COVID-19 Food Assistance #3
Status: Open **Objective:** Create suitable living environments
Location: 811 23rd Ave E Bradenton, FL 34208-3735 **Outcome:** Availability/accessibility
Matrix Code: Senior Services (05A) **National Objective:** LMC

Activity to prevent, prepare for, and respond to Coronavirus: Yes

Initial Funding Date: 07/06/2022

Description:

Short-term food assistance for seniors and low-and moderate-income households impacted by COVID-19 (isolation or financial impact).

Financing

	Fund Type	Grant Year	Grant	Funded Amount	Drawn In Program Year	Drawn Thru Program Year
CDBG	EN	2017	B17UC120018	\$14,161.00	\$0.00	\$0.00
		2018	B18UC120018	\$46,371.00	\$0.00	\$0.00
Total	Total			\$60,532.00	\$0.00	\$0.00

Proposed Accomplishments

People (General) : 75

Actual Accomplishments

Number assisted:

	Owner		Renter		Total		Person	
	Total	Hispanic	Total	Hispanic	Total	Hispanic	Total	Hispanic
White:	0	0	0	0	0	0	187	0
Black/African American:	0	0	0	0	0	0	13	0
Asian:	0	0	0	0	0	0	0	0
American Indian/Alaskan Native:	0	0	0	0	0	0	0	0
Native Hawaiian/Other Pacific Islander:	0	0	0	0	0	0	0	0
American Indian/Alaskan Native & White:	0	0	0	0	0	0	0	0
Asian White:	0	0	0	0	0	0	3	1
Black/African American & White:	0	0	0	0	0	0	0	0
American Indian/Alaskan Native & Black/African American:	0	0	0	0	0	0	0	0
Other multi-racial:	0	0	0	0	0	0	7	0
Asian/Pacific Islander:	0	0	0	0	0	0	0	0
Hispanic:	0	0	0	0	0	0	0	0



U.S. Department of Housing and Urban Development
 Office of Community Planning and Development
 Integrated Disbursement and Information System
 CDBG Activity Summary Report (GPR) for Program Year 2021
 MANATEE COUNTY

Date: 15-Nov-2022
 Time: 10:23
 Page: 57

Total:	0	0	0	0	0	0	210	1	
Female-headed Households:	0		0		0				
<i>Income Category:</i>									
	Owner	Renter	Total						Person
Extremely Low	0	0	0						62
Low Mod	0	0	0						0
Moderate	0	0	0						148
Non Low Moderate	0	0	0						0
Total	0	0	0						210
Percent Low/Mod									100.0%

Annual Accomplishments

Years	Accomplishment Narrative	# Benefitting
2021	During the program year 210 seniors and low and moderate income households affected by COVID19 were provided with short term food assistance in the amount of 5,565 meals allowing them to isolate in place in observance of the CDC guidelines.	



U.S. Department of Housing and Urban Development
 Office of Community Planning and Development
 Integrated Disbursement and Information System
 CDBG Activity Summary Report (GPR) for Program Year 2021
 MANATEE COUNTY

Date: 15-Nov-2022
 Time: 10:23
 Page: 58

PGM Year: 2020
Project: 0023 - COVID-Non-congregate Sheltering
IDIS Activity: 513 - COVID-Non Congregate Sheltering - Turning Points

Status: Open Objective: Create suitable living environments
 Location: 701 17th Ave W Bradenton, FL 34205-7665 Outcome: Availability/accessibility
 Matrix Code: Operating Costs of Homeless/AIDS Patients Programs (03T) National Objective: LMC

Activity to prevent, prepare for, and respond to Coronavirus: Yes

Initial Funding Date: 07/06/2022

Description:
 Non-Congregate Shelter Program to provide individuals and families experiencing homelessness, that have been matched with a permanent housing solution, a stable location while searching for housing and to improve the ability of the agency to contact clients, increase the level of case management and to assist in moving the clients into long-term permanent housing more rapidly.

Financing

	Fund Type	Grant Year	Grant	Funded Amount	Drawn In Program Year	Drawn Thru Program Year
CDBG	EN	2020	B20UW120018	\$83,500.00	\$0.00	\$0.00
Total	Total			\$83,500.00	\$0.00	\$0.00

Proposed Accomplishments

People (General) : 15

Actual Accomplishments

Number assisted:

	Owner		Renter		Total		Person	
	Total	Hispanic	Total	Hispanic	Total	Hispanic	Total	Hispanic
White:	0	0	0	0	0	0	6	0
Black/African American:	0	0	0	0	0	0	1	0
Asian:	0	0	0	0	0	0	0	0
American Indian/Alaskan Native:	0	0	0	0	0	0	0	0
Native Hawaiian/Other Pacific Islander:	0	0	0	0	0	0	0	0
American Indian/Alaskan Native & White:	0	0	0	0	0	0	0	0
Asian White:	0	0	0	0	0	0	0	0
Black/African American & White:	0	0	0	0	0	0	0	0
American Indian/Alaskan Native & Black/African American:	0	0	0	0	0	0	0	0
Other multi-racial:	0	0	0	0	0	0	0	0
Asian/Pacific Islander:	0	0	0	0	0	0	0	0
Hispanic:	0	0	0	0	0	0	0	0



U.S. Department of Housing and Urban Development
 Office of Community Planning and Development
 Integrated Disbursement and Information System
 CDBG Activity Summary Report (GPR) for Program Year 2021
 MANATEE COUNTY

Date: 15-Nov-2022
 Time: 10:23
 Page: 59

Total:	0	0	0	0	0	0	7	0	
Female-headed Households:	0		0		0				
<i>Income Category:</i>									
	Owner	Renter	Total						Person
Extremely Low	0	0	0						5
Low Mod	0	0	0						0
Moderate	0	0	0						2
Non Low Moderate	0	0	0						0
Total	0	0	0						7
Percent Low/Mod									100.0%

Annual Accomplishments

Years	Accomplishment Narrative	# Benefitting
2021	During the program year 3 families consisting of 7 individuals experiencing homelessness, that have been matched with a permanent housing solution, a stable location while searching for housing were assisted with Non-Congregate shelter. This improves the ability of the agency to contact clients, increase the level of case management and assists in moving clients into long-term permanent housing more rapidly.	



U.S. Department of Housing and Urban Development
 Office of Community Planning and Development
 Integrated Disbursement and Information System
 CDBG Activity Summary Report (GPR) for Program Year 2021
 MANATEE COUNTY

Date: 15-Nov-2022
 Time: 10:23
 Page: 60

PGM Year: 2020
Project: 0023 - COVID-Non-congregate Sheltering
IDIS Activity: 514 - COVID-Non Congregate Sheltering - St Vincent de Paul
Status: Open
Location: 384 15th St N St Petersburg, FL 33705-2016
Objective: Create suitable living environments
Outcome: Availability/accessibility
Matrix Code: Operating Costs of Homeless/AIDS Patients Programs (03T)
National Objective: LMC

Activity to prevent, prepare for, and respond to Coronavirus: Yes

Initial Funding Date: 07/06/2022

Description:
 Non-Congregate Shelter Program to provide individuals and families experiencing homelessness, that have been matched with a permanent housing solution, a stable location while searching for housing and to improve the ability of the agency to contact clients, increase the level of case management and to assist in moving the clients into long-term permanent housing more rapidly.

Financing

	Fund Type	Grant Year	Grant	Funded Amount	Drawn In Program Year	Drawn Thru Program Year
CDBG	EN	2020	B20UW120018	\$125,676.00	\$0.00	\$0.00
Total	Total			\$125,676.00	\$0.00	\$0.00

Proposed Accomplishments

People (General) : 20

Actual Accomplishments

Number assisted:

	Owner		Renter		Total		Person	
	Total	Hispanic	Total	Hispanic	Total	Hispanic	Total	Hispanic
White:	0	0	0	0	0	0	0	0
Black/African American:	0	0	0	0	0	0	0	0
Asian:	0	0	0	0	0	0	0	0
American Indian/Alaskan Native:	0	0	0	0	0	0	0	0
Native Hawaiian/Other Pacific Islander:	0	0	0	0	0	0	0	0
American Indian/Alaskan Native & White:	0	0	0	0	0	0	0	0
Asian White:	0	0	0	0	0	0	0	0
Black/African American & White:	0	0	0	0	0	0	0	0
American Indian/Alaskan Native & Black/African American:	0	0	0	0	0	0	0	0
Other multi-racial:	0	0	0	0	0	0	0	0
Asian/Pacific Islander:	0	0	0	0	0	0	0	0
Hispanic:	0	0	0	0	0	0	0	0



U.S. Department of Housing and Urban Development
 Office of Community Planning and Development
 Integrated Disbursement and Information System
 CDBG Activity Summary Report (GPR) for Program Year 2021
 MANATEE COUNTY

Date: 15-Nov-2022
 Time: 10:23
 Page: 61

Total: 0 0 0 0 0 0 0 0

Female-headed Households: 0 0 0 0

Income Category:

	Owner	Renter	Total	Person
Extremely Low	0	0	0	0
Low Mod	0	0	0	0
Moderate	0	0	0	0
Non Low Moderate	0	0	0	0
Total	0	0	0	0
Percent Low/Mod				

Annual Accomplishments

Years	Accomplishment Narrative	# Benefitting
2021	Non-Congregate shelter to be provided to individuals and families experiencing homelessness, that have been matched with a permanent housing solution, a stable location while searching for housing and to improve the ability of the agency to contact clients, increase the level of case management and to assist in moving the clients into long-term permanent housing more rapidly. This activity began in July of the program year. To date no accomplishments have been reported.	



U.S. Department of Housing and Urban Development
 Office of Community Planning and Development
 Integrated Disbursement and Information System
 CDBG Activity Summary Report (GPR) for Program Year 2021
 MANATEE COUNTY

Date: 15-Nov-2022
 Time: 10:23
 Page: 62

PGM Year:	2021		
Project:	0013 - ESG21 Manatee County		
IDIS Activity:	516 - 2021/ESG21 Manatee County		
Status:	Canceled 8/22/2022 9:58:25 AM	Objective:	Provide decent affordable housing
Location:	701 17th Ave W Bradenton, FL 34205-7665	Outcome:	Availability/accessibility
		Matrix Code:	Rental Housing Subsidies (05S) National Objective: LMH

Activity to prevent, prepare for, and respond to Coronavirus: No

Initial Funding Date: 08/15/2022

Description:

Provide emergency financial rental assistance for the prevention of homelessness and rapid rehousing; and, other related costs such as fees for housing relocation and stabilization services, mediation, credit repair; and, data collection and evaluation including costs associated with operating HUD approved homeless management information system (HMIS) for purposes of collecting unduplicated counts of homeless persons and analyzing patterns of use of the ESG funds; and planning and administration fees associated with said services. This program shall provide housing relocation and stabilization services and short-term to medium-term rental assistance for the ESG program.

Financing

No data returned for this view. This might be because the applied filter excludes all data.

Proposed Accomplishments

Households (General) : 20

Actual Accomplishments

Number assisted:

	Owner		Renter		Total		Person	
	Total	Hispanic	Total	Hispanic	Total	Hispanic	Total	Hispanic
White:	0	0	0	0	0	0		0
Black/African American:	0	0	0	0	0	0	0	0
Asian:	0	0	0	0	0	0	0	0
American Indian/Alaskan Native:	0	0	0	0	0	0	0	0
Native Hawaiian/Other Pacific Islander:	0	0	0	0	0	0	0	0
American Indian/Alaskan Native & White:	0	0	0	0	0	0	0	0
Asian White:	0	0	0	0	0	0	0	0



U.S. Department of Housing and Urban Development
 Office of Community Planning and Development
 Integrated Disbursement and Information System
 CDBG Activity Summary Report (GPR) for Program Year 2021
 MANATEE COUNTY

Date: 15-Nov-2022
 Time: 10:23
 Page: 63

Black/African American & White:	0	0	0	0	0	0	0	0
American Indian/Alaskan Native & Black/African American:	0	0	0	0	0	0	0	0
Other multi-racial:	0	0	0	0	0	0	0	0
Asian/Pacific Islander:	0	0	0	0	0	0	0	0
Hispanic:	0	0	0	0	0	0	0	0
Total:	0	0	0	0	0	0	0	0

Female-headed Households: 0 0 0 0

Income Category:

	Owner	Renter	Total	Person
Extremely Low	0	0	0	0
Low Mod	0	0	0	0
Moderate	0	0	0	0
Non Low Moderate	0	0	0	0
Total	0	0	0	0
Percent Low/Mod				

Annual Accomplishments

No data returned for this view. This might be because the applied filter excludes all data.



U.S. Department of Housing and Urban Development
Office of Community Planning and Development
Integrated Disbursement and Information System
CDBG Activity Summary Report (GPR) for Program Year 2021
MANATEE COUNTY

Date: 15-Nov-2022

Time: 10:23

Page: 64

Total Funded Amount:	\$6,513,005.13
Total Drawn Thru Program Year:	\$2,570,378.98
Total Drawn In Program Year:	\$1,385,480.86

The header features a dark blue background with a white, angular shape on the left side. The text "Public Participation" is written in a light blue font within this white shape.

Public Participation

THANK YOU for your legal submission!

Your legal has been submitted for publication. Below is a confirmation of your legal placement. You will also receive an email confirmation.

ORDER DETAILS

Order Number:
IPL0097779
External Order #:
345899
Order Status:
Submitted
Classification:
Legals & Public Notices
Package:
BRD - Legal Ads
Final Cost:
215.28
Payment Type:
Account Billed
User ID:
IPL0026229

ACCOUNT INFORMATION

MANATEE COUNTY GOVERNMENT IP
1112 MANATEE AVE W SUITE 300
BRADENTON, FL 34205
941-749-3029
invoice@manateeclerk.com
MANATEE COUNTY
GOVERNMENT/REDEVELOPMENT AND ECONOM

TRANSACTION REPORT

Date
November 8, 2022 4:35:32 PM EST
Amount:
208.26
Date
November 10, 2022 10:06:56 AM EST
Amount:
7.02

SCHEDULE FOR AD NUMBER IPL00977790**PREVIEW FOR AD NUMBER IPL00977790**

**Notice of Public Hearing
Notice of CAPER Availability
DRAFT Manatee County 2021/22 Housing and Urban Development (HUD) Consolidated Annual Performance and Evaluation Report (CAPER)**

NOTICE IS HEREBY GIVEN that the **Board of County Commissioners of Manatee County** will conduct a Public Hearing on December 6, 2022, at **9:00 a.m., or as soon thereafter as may be heard at the Manatee County Administration Building – 1st Floor Chambers, 1112 Manatee Avenue West, Bradenton, Florida**, to consider and act upon the following matters:

Authorize submission of the 2021/22 Housing and Urban Development (HUD) Consolidated Annual Performance and Evaluation Report (CAPER) to the Department of Housing and Urban Development.

Under Title I of the Housing and Community Development Act of 1974, as amended and the Cranston-Gonzalez National Affordable Housing Act of 1990, Manatee County is required to submit an annual performance report to the U.S. Department of Housing and Urban Development on how Community Development Block Grant (CDBG), HOME Investment Partnership Program (HOME), and Emergency Solutions Grant (ESG) funds were expended, and the status of activities undertaken during the program year.

Manatee County has prepared the draft Consolidated Annual Performance and Evaluation Report (CAPER) describing the activities that took place during the 2021-22 Program Year (October 2021– September 2022) which were used to address the needs of low-income persons. The CAPER gives an assessment of Manatee County's Five-Year Goals and Objectives which include actions taken to affirmatively further fair housing, needs of homeless persons or persons with special needs and affordable housing.

Notice of CAPER Availability

A draft CAPER will be made available to the public on November 21, 2022. This notice is being published to make citizens aware that a formal 15 calendar day comment period commences on November 21, 2022, and will conclude on December 6, 2022. All interested parties may examine the draft CAPER at the Manatee County Community and Veterans Services Department, 1112 Manatee Avenue West, 3rd Floor Reception Area, Bradenton, FL and the Manatee County website at https://www.myanatee.org/departments/neighborhood_services/community_development/reports.

Written comments on the draft Consolidated Annual Performance and Evaluation Report (CAPER) Please address your comments to:

Julia Vieira, Community Development Project Manager
Lee Washington, Director
Manatee County Community and Veterans Services Department
1112 Manatee Avenue West, 3rd Floor
Bradenton, FL 34205
(941) 748-4501, ext. 6270 Julia.vieira@mymanatee.org
(941) 748-4501 ext. 3648 Lee.washington@mymanatee.org

Notice of Public Hearing

There will be a public hearing with the Manatee County Board of County Commissioners regarding the draft Consolidated Annual Performance and Evaluation Report (CAPER) on:

**December 6, 2022
9:00 AM or as soon thereafter as can be heard
Manatee County Administration Building – 1st Floor Chambers
1112 Manatee Avenue West
Bradenton, FL 34205**

The meeting can be viewed live on www.myanatee.org/mga and on Manatee Government Access (MGA) Spectrum channel 644, Verizon channel 30, and Comcast channel 20. To enter your comments into the public record for an upcoming meeting, you may do so during the meeting or in advance of the meeting at: www.myanatee.org/comment.

According to Florida Statutes Section 286.0105, a person deciding to appeal any decision made by the Board of County Commissioners with respect to any matter considered at the above referenced meeting or hearing will need a re-

November 18, 2022
Bradenton Herald

matter considered at the above-referenced meeting or hearing, will need a record of the proceedings, and, for such purposes, it may be necessary to ensure that a verbatim record of the proceedings is made, which record includes the testimony and evidence upon which the appeal is to be based.

Americans with Disabilities: The Board of County Commissioners does not discriminate upon the basis of any individual's disability status. This non-discrimination policy involves every aspect of the Board's functions including one's access to and participation in public hearings. Anyone requiring reasonable accommodation for this meeting as provided for in the ADA, should contact Carmine DeMilio 941-792-8784 ext. 8203 or camine.demilio@mymanatee.org; or FAX 745-3790.
IPL0097779
Nov 18 2022

[<< Click here to print a printer friendly version >>](#)

THANK YOU for your legal submission!

Your legal has been submitted for publication. Below is a confirmation of your legal placement. You will also receive an email confirmation.

ORDER DETAILS

Order Number:
IPL0097781
External Order #:
345900
Order Status:
Submitted
Classification:
Legals & Public Notices
Package:
BRD - Legal Ads
Final Cost:
222.30
Payment Type:
Account Billed
User ID:
IPL0026229

ACCOUNT INFORMATION

MANATEE COUNTY GOVERNMENT IP
1112 MANATEE AVE W SUITE 300
BRADENTON, FL 34205
941-749-3029
invoice@manateeclerk.com
MANATEE COUNTY
GOVERNMENT/REDEVELOPMENT AND ECONOM

TRANSACTION REPORT

Date
November 8, 2022 4:39:40 PM EST
Amount:
219.96
Date
November 10, 2022 10:24:43 AM EST
Amount:
2.34

SCHEDULE FOR AD NUMBER IPL00977810**PREVIEW FOR AD NUMBER IPL00977810**

Aviso de Audiencia Pública
Aviso de Disponibilidad de CAPER
BORRADOR del Informe de Evaluación y Desempeño Anual Consolidado (CAPER) de Vivienda y Desarrollo Urbano (HUD) del Condado de Manatee 2021/22

POR LA PRESENTE SE NOTIFICA que **la Junta de Comisionados del Condado de Manatee** llevará a cabo una Audiencia Pública el 6 de diciembre de 2022, a las **9:00 a.m., o tan pronto como sea posible en el Edificio de Administración del Condado de Manatee – Sala del 1er piso, 1112 Manatee Avenue West, Bradenton, Florida**, para considerar y actuar sobre el siguiente asunto:

Autorizar la presentación del Informe de Evaluación y Desempeño Anual Consolidado (CAPER) de Vivienda y Desarrollo Urbano (HUD) 2021/22 al Departamento de Vivienda y Desarrollo Urbano.

Bajo el Título I de la Ley de Vivienda y Desarrollo Comunitario de 1974, según enmendada y la Ley Nacional de Vivienda Asequible Cranston-González de 1990, el Condado de Manatee debe presentar un informe anual de desempeño al Departamento de Vivienda y Desarrollo Urbano de los Estados Unidos sobre cómo se gastaron los fondos de la Subvención Global para el Desarrollo Comunitario (CDBG), el Programa de Asociación de Inversión HOME (HOME) y la Subvención para Soluciones de Emergencia (ESG). y el estado de las actividades realizadas durante el año del programa.

El condado de Manatee ha preparado el borrador del Informe de evaluación y desempeño anual consolidado (CAPER) que describe las actividades que tuvieron lugar durante el año del programa 2021-22 (octubre – septiembre) que se utilizaron para abordar las necesidades de las personas de bajos ingresos. El CAPER ofrece una evaluación de las metas y objetivos de Cinco Años del Condado de Manatee, que incluyen las acciones tomadas para promover afirmativamente la vivienda justa, las necesidades de las personas sin hogar o personas con necesidades especiales y viviendas asequibles.

Aviso de Disponibilidad de CAPER

Un borrador de CAPER se pondrá a disposición del público el 21 de noviembre de 2022. Este aviso se publica para informar a los ciudadanos que un período formal de comentarios de 15 días del calendario que comienza el 21 de noviembre de 2022 y concluirá el 6 de diciembre de 2022. Todas las partes interesadas pueden examinar el borrador de CAPER en el Departamento de Servicios Comunitarios y de Veteranos del Condado de Manatee, 1112 Manatee Avenue West, Área de Recepción del 3er Piso, Bradenton, FL y en el sitio web del Condado de Manatee en https://www.mymanatee.org/departments/neighborhood_services/community_development/reports. Comentarios escritos sobre el borrador del Informe Anual Consolidado de Desempeño y Evaluación (CAPER) Dirija sus comentarios a:

Julia Vieira, Community Development Project Manager
Lee Washington, Director
Manatee County Community and Veterans Services Department
1112 Manatee Avenue West, 3rd Floor
Bradenton, FL 34205
(941) 748-4501, ext. 6270 Julia.vieira@mymanatee.org
(941) 748-4501 ext. 3648 Lee.washington@mymanatee.org

Aviso de audiencia pública

Habrà una audiencia pública con la Junta de Comisionados del Condado de Manatee con respecto al borrador del Informe Anual Consolidado de Desempeño y Evaluación (CAPER) el:

6 de diciembre de 2022
9:00 AM o tan pronto como se pueda escuchar
Edificio de Administración del Condado de Manatee - Sala del 1er Piso
1112 Manatee Avenue West
Bradenton, FL 34205

La reunión se puede ver en vivo en www.mymanatee.org/mga y en Manatee Government Access (MGA) Spectrum canal 644, Verizon canal 30 y Comcast canal 20. Para ingresar sus comentarios en el registro público para una próxima reunión, puede hacerlo durante la reunión o antes de la reunión en: www.mymanatee.org/comment.

De acuerdo con la Sección 286.0105 de los Estatutos de Florida, una persona

November 18, 2022
Bradenton Herald

De acuerdo con la Sección 200.0103 de los Estatutos de Florida, una persona que decida apelar cualquier decisión tomada por la Junta de Comisionados del Condado con respecto a cualquier asunto considerado en la reunión o audiencia mencionada anteriormente, necesitará un registro de los procedimientos y, para tales fines, puede ser necesario asegurarse de que se levante un acta literal de las actuaciones, que incluya el testimonio y las pruebas en las que se basará la apelación.

Estadounidenses con Discapacidades: La Junta de Comisionados del Condado no discrimina sobre la base del estado de discapacidad de ningún individuo. Esta política de no discriminación abarca todos los aspectos de las funciones de la Junta, incluido el acceso y la participación en audiencias públicas. Cualquier persona que requiera adaptaciones razonables para esta reunión según lo dispuesto en la ADA, debe comunicarse con Carmine DeMilio 941-792-8784 ext. 8203 o carmine.demilio@mymanatee.org; o FAX 745-3790.

IPL0097781
Nov 18 2022

[<< Click here to print a printer friendly version >>](#)



Proclamation

Board of County Commissioners
Manatee County, Florida

WHEREAS, April marks the 53rd anniversary of the passage of the Fair Housing Act of 1968, which sought to eliminate discrimination in housing opportunities and to affirmatively further housing choices for all Americans; and

WHEREAS, the provision of fair housing opportunities for all citizens of Manatee County is an important goal of Manatee County; and

WHEREAS, Manatee County, the United States Department of Housing and Urban Development, concerned citizens, and the housing industry are working to realize the dream of fair and affordable housing for all County residents; and

WHEREAS, Manatee County is proud of its efforts to further fair housing for all residents and recognizes that this can only be accomplished through forging partnerships with individuals, for-profit and non-profit organizations, corporation community, and others; and

WHEREAS, supporting and promoting fair housing helps to strengthen families, communities, businesses, and our overall economy. Fulfillment of the letter and spirit of the law means that every community can be a place of opportunity where people can live in diverse, inclusive, accessible neighborhoods with quality schools, healthy foods, meaningful jobs, health care, green spaces, quality credit, and the other opportunities that frame and affect our lives.

NOW, THEREFORE, BE IT PROCLAIMED by the Board of County Commissioners of Manatee County, Florida, that, in the pursuit of the shared goal and responsibility of providing equal housing opportunities for all citizens, the month of April 2021 shall be known, designated, and set aside as

FAIR HOUSING MONTH

in Manatee County, Florida, and further that the Board of County Commissioners calls upon all residents and citizens to recognize that compliance with the U.S. Fair Housing Laws is the equitable way in which to guarantee fair housing practices for all citizens.

ADOPTED with a quorum present and voting this 6th day of April 2021.

BOARD OF COUNTY COMMISSIONERS
MANATEE COUNTY, FLORIDA



Vanessa Baugh, Chairperson

ATTEST: Angelina Colonnese
Clerk of the Circuit Court





Proclamation

Board of County Commissioners
Manatee County, Florida

Declaration of Racism as a Public Health Crisis

"Injustice anywhere is a threat to justice everywhere. We are caught in an inescapable network of mutuality, tied in a single garment of destiny. Whatever affects one directly, affects all indirectly!" - Dr. Martin Luther King, Jr.

WHEREAS, the Manatee County Commission has a demonstrated track record of promoting racial equity, inclusion and diversity that is exemplified in Manatee County's Fair Housing Goals, the Inclusive Manatee Initiative, and partnerships in Racially/Ethnically Concentrated Areas of Poverty (R/ECAPs); and

WHEREAS, Manatee County also has demonstrated a commitment to providing for the health and welfare of its residents by establishing a health care program for low-income and uninsured adults and a Children's Services Ordinance to improve the social welfare of County youth; and

WHEREAS, racism is a negative social system with multiple dimensions including: individual prejudices that are internalized or interpersonal; and systemic racism that is institutional or structural, and is a system of structuring opportunity and assigning value based on the social interpretation of how one looks²; and

WHEREAS, "racism unfairly disadvantages specific individuals and communities, while unfairly giving advantages to other individuals and communities, and saps the strength of the whole society through the waste of human resources"³, and Manatee County's collective prosperity depends upon the equitable access to opportunity for every resident regardless of the color of their skin; and

WHEREAS, racism causes persistent discrimination and disparate outcomes in many areas of life, including housing, education, business, employment and criminal justice; and an emerging body of research demonstrates that racism itself is a social determinant of health⁴; and

WHEREAS, the US Census and the Florida Department of Health report that in Manatee County, the racial residential segregation index is 49.74%; residents of color experience dramatically higher unemployment rates (Black: 12.6%, Hispanic: 5.7%, White: 5%); face a higher poverty rate as a community (Black: 23.5%, Hispanic: 24.7%, White: 11.1%); have lower home ownership rates (Black: 40.6%, Hispanic: 47.8%, White: 74.3%); have substantially less annual median income (Black: \$39,296, Hispanic: \$41,883, White: \$57,948)⁵; and

¹ Garcia JJ, Shariz MZ. Black Lives Matter: A Commentary on Race and Racism. Am. J. Public Health 2015; e27-30.

² Jones CP. Confronting Institutional Racism. Phylon. 2002; 50 (1/2): 7-22.

³ American Public Health Association. Racism and Health. Available at: <https://www.apha.org/topics-andissues/>

⁴ Flynn, A., Holmberg, S., Warren, D., and Wong, F. REWRITE the Racial Rules: Building an Inclusive American Economy. Roosevelt Institute, 2016.

⁵ The Florida Department of Health in Manatee County. (2020) Health Equality Profile.

<http://www.flhealthcharts.com/ChartsReports/rdPage.aspx?rdReport=ChartsProfiles.HealthEquityMergeMHPProfile>.

WHEREAS, institutional racism and discrimination in Florida and Manatee County have also exacerbated a health divide between White residents and residents of color; and when people are healthy, they create strong successful communities. Being healthy is about more than genetics, our health depends on the conditions of our daily life where we live, work, and play; and these conditions are not the same for everyone in Manatee County. Compared to White residents: Black residents are more likely to be overweight or obese and die of heart disease, cancer or stroke; twice as many Black residents die from diabetes; and Black and Hispanic babies are more likely to die in their first year of life. Health comes down to whether the conditions of our daily life presents us with **OPTIONS or OBSTACLES**⁵; and

WHEREAS, Black communities, working class residents, and those that suffer from disabilities are more likely to experience poor health outcomes as a consequence of the social determinants of health -- health inequities stemming from economic instability, education, physical environment, living in food and broadband deserts and inadequate access to health care systems. Safe and affordable homes are essential for well-being, but where more than 55.9% of renters in Manatee County pay more than 30% of their income in rent and face housing challenges^{5&6}. Income has a strong influence^{5&6} on health and longevity, and due to a history of discriminatory policies residents of color are more likely to experience economic hardships than White residents⁷; and

WHEREAS, a contemporary example of this disparity is highlighted by the COVID-19 pandemic and its impact on the Black community. According to a recent CDC-MMWR study, Blacks are hospitalized at a much higher rate than other groups and the death rate of Blacks in that study is twice the rate of Whites⁸; and according to the Florida Department of Health, Black residents of the state are disproportionately more likely to die of COVID-19. While Black residents make up 15.5 percent of the population, they represent 19.4 percent of the Floridians who have died of the virus. This disparity is even more acute when looking at younger residents. For example, Black residents make up 18 percent of Florida's population from ages 25 to 44, while representing 44 percent of deaths in this age range⁹.

WHEREAS, more than 100 studies have linked racism to worse health outcomes⁸; and

WHEREAS, the Manatee County Board of County Commissioners stands with the residents of Manatee County with the declaration of racism as a public health crisis and acknowledge that all lives will matter in America only when there is recognition and affirmation that "Black Lives Matter."

NOW, THEREFORE, BE IT RESOLVED AND ORDERED THAT THE MANATEE COUNTY BOARD OF COUNTY COMMISSIONERS:

1. Assert that racism is a public health crisis affecting our entire county.
2. Work to progress as an equity and justice-oriented organization, with the Board of County Commissioners and the County Administrator and its staff leadership continuing to identify specific activities to further enhance diversity and to ensure antiracism principles across county leadership, staffing and contracting.

⁶ Manatee County Government. Samoset and West Samoset Equity Profile. Inclusive Manatee Pilot Program. Summer, 2020.

⁷ CDC-Centers for Disease Control -Morbidity and Mortality Weekly Report: COVID-19 in Racial and Ethnic Minority Groups

⁸ New York Times. The Virus is Killing Young Floridians. Race is a Big Factor, August 11, 2020.

⁹ Institute of Medicine. Unequal Treatment. <https://www.nap.edu/read/10260/chapter/2#7>. May 2, 2020; and American Public Health Association. Racism and Health.


3. Promote equity through all policies approved by the County Commission and enhance educational efforts aimed at understanding, addressing and dismantling racism and how it affects the delivery of human and social services, economic development and public safety.
4. Continue to advocate locally and through the National Association of Counties for relevant policies that improve health in Black communities, and supports local, state, regional, and federal initiatives that advance efforts to dismantle systemic racism.
5. Further work to solidify alliances and partnerships with other organizations that are confronting racism and encourage other local, state, regional and national entities to recognize racism as a public health crisis.
6. Support community efforts to amplify issues of racism and engage actively and authentically with communities of color wherever they live.
7. To always promote and support policies that prioritize the health of all people, especially people of color by mitigating exposure to adverse childhood experiences.
8. Promote racial equity training with the goal of reaching all county commissioners, county leadership and staff.
9. Encourage racial equity training among all community partners, grantees, vendors and contractors.
10. Identify clear goals and objectives, including periodic reports to the Board of County
11. Commissioners, to assess progress and capitalize on opportunities to further advance racial equity; and,

NOW, THEREFORE, BE IT PROCLAIMED by the Board of County Commissioners of Manatee County, Florida, that it supports all additional efforts in Manatee County, the State of Florida and nationwide to address racism and public health disparities due to racial inequities.

ADOPTED with a quorum present and voting this 10th day of November 2020.




BOARD OF COUNTY COMMISSIONERS
MANATEE COUNTY, FLORIDA



Betsy Benac, Chairperson

ATTEST: Angelina Colonnese
Clerk of the Circuit Court



Angelina Colonnese

Electronic ESG CAPER



HUD ESG CAPER FY2022 - CSV upload only

Grant: ESG: Manatee County - FL - Report Type: CAPER

Q04a: Project Identifiers in HMIS

Organization Name	Organization ID	Project Name	Project ID	HMIS Project Type	Method for Tracking ES	Affiliated with a residential project	Project IDs of affiliations	CoC Number	Geocode	Victim Service Provider	HMIS Software Name	Report Start Date	Report End Date	CSV Exception?	Uploaded via emailed hyperlink?
Turning Points	2	Manatee County ESG - Homeless Prevention - Turning Points	150	12	0			FL-500	120270	0	Clarity HS	2021-10-01	2022-09-30	No	Yes

Q05a: Report Validations Table

Total Number of Persons Served	34
Number of Adults (Age 18 or Over)	18
Number of Children (Under Age 18)	16
Number of Persons with Unknown Age	0
Number of Leavers	27
Number of Adult Leavers	13
Number of Adult and Head of Household Leavers	13
Number of Stayers	7
Number of Adult Stayers	5
Number of Veterans	0
Number of Chronically Homeless Persons	0
Number of Youth Under Age 25	0
Number of Parenting Youth Under Age 25 with Children	0
Number of Adult Heads of Household	16
Number of Child and Unknown-Age Heads of Household	0
Heads of Households and Adult Stayers in the Project 365 Days or More	2

Q06a: Data Quality: Personally Identifying Information (PII)

Data Element	Client Doesn't Know/Refused	Information Missing	Data Issues	Total	% of Error Rate
Name	0	0	0	0	0%
Social Security Number	0	0	0	0	0%
Date of Birth	0	0	0	0	0%
Race	0	0	0	0	0%
Ethnicity	0	0	0	0	0%
Gender	0	0	0	0	0%
Overall Score				0	0%

Numbers in *green italics* have been recalculated or weighted based on available totals.

Q06b: Data Quality: Universal Data Elements

Data Element	Error Count	% of Error Rate
Veteran Status	0	0%
Project Start Date	0	0%
Relationship to Head of Household	0	0%
Client Location	0	0%
Disabling Condition	0	0%

Numbers in *green italics* have been recalculated or weighted based on available totals.

Q06c: Data Quality: Income and Housing Data Quality

Data Element	Error Count	% of Error Rate
Destination	0	0%
Income and Sources at Start	0	0%
Income and Sources at Annual Assessment	2	100.00%
Income and Sources at Exit	0	0%

Numbers in *green italics* have been recalculated or weighted based on available totals.

Q06d: Data Quality: Chronic Homelessness

Entering into project type	Count of Total Records	Missing Time in Institution	Missing Time in Housing	Approximate Date Started DK/R/missing	Number of Times DK/R/missing	Number of Months DK/R/missing	% of Records Unable to Calculate
ES, SH, Street Outreach	0	0	0	0	0	0	0
TH	0	0	0	0	0	0	0
PH (All)	0	0	0	0	0	0	0
Total	0	0	0	0	0	0	0

Numbers in *green italics* have been recalculated or weighted based on available totals.

Q06e: Data Quality: Timeliness

Time for Record Entry	Number of Project Start Records	Number of Project Exit Records
0 days	8	27
1-3 Days	0	0
4-6 Days	0	0
7-10 Days	0	0
11+ Days	1	0

Q06f: Data Quality: Inactive Records: Street Outreach & Emergency Shelter

Data Element	# of Records	# of Inactive Records	% of Inactive Records
Contact (Adults and Heads of Household in Street Outreach or ES - NBN)	0	0	0
Bed Night (All Clients in ES - NBN)	0	0	0

Numbers in *green italics* have been recalculated or weighted based on available totals.

Q07a: Number of Persons Served

	Total	Without Children	With Children and Adults	With Only Children	Unknown Household Type
Adults	18	12	6	0	0
Children	16	0	16	0	0
Client Doesn't Know/ Client Refused	0	0	0	0	0
Data Not Collected	0	0	0	0	0
Total	34	12	22	0	0
For PSH & RRH – the total persons served who moved into housing	0	0	0	0	0

Q07b: Point-in-Time Count of Persons on the Last Wednesday

	Total	Without Children	With Children and Adults	With Only Children	Unknown Household Type
January	10	2	8	0	0
April	9	1	8	0	0
July	6	3	3	0	0
October	24	7	17	0	0

Q08a: Households Served

	Total	Without Children	With Children and Adults	With Only Children	Unknown Household Type
Total Households	16	10	6	0	0
For PSH & RRH – the total households served who moved into housing	0	0	0	0	0

Q08b: Point-in-Time Count of Households on the Last Wednesday

	Total	Without Children	With Children and Adults	With Only Children	Unknown Household Type
January	4	2	2	0	0
April	3	1	2	0	0
July	4	3	1	0	0
October	10	5	5	0	0

Q09a: Number of Persons Contacted

Number of Persons Contacted	All Persons Contacted	First contact – NOT staying on the Streets, ES, or SH	First contact – WAS staying on Streets, ES, or SH	First contact – Worker unable to determine
Once	0	0	0	0
2-5 Times	0	0	0	0
6-9 Times	0	0	0	0
10+ Times	0	0	0	0
Total Persons Contacted	0	0	0	0

Q09b: Number of Persons Engaged

Number of Persons Engaged	All Persons Contacted	First contact – NOT staying on the Streets, ES, or SH	First contact – WAS staying on Streets, ES, or SH	First contact – Worker unable to determine
Once	0	0	0	0
2-5 Contacts	0	0	0	0
6-9 Contacts	0	0	0	0
10+ Contacts	0	0	0	0
Total Persons Engaged	0	0	0	0
Rate of Engagement	0	0	0	0

Numbers in *green italics* have been recalculated or weighted based on available totals.

Q10a: Gender of Adults

	Total	Without Children	With Children and Adults	Unknown Household Type
Male	5	4	1	0
Female	13	8	5	0
No Single Gender	0	0	0	0
Questioning	0	0	0	0
Transgender	0	0	0	0
Client Doesn't Know/Client Refused	0	0	0	0
Data Not Collected	0	0	0	0
Total	18	12	6	0
Trans Female (MTF or Male to Female)				
Trans Male (FTM or Female to Male)				

Effective 10/1/2021, this table contains a consolidated Transgender row which includes the sum of data from the previously separate Transgender rows, tagged with .

Q10b: Gender of Children

	Total	With Children and Adults	With Only Children	Unknown Household Type
Male	4	4	0	0
Female	12	12	0	0
No Single Gender	0	0	0	0
Questioning	0	0	0	0
Transgender	0	0	0	0
Client Doesn't Know/Client Refused	0	0	0	0
Data Not Collected	0	0	0	0
Total	16	16	0	0
Trans Female (MTF or Male to Female)				
Trans Male (FTM or Female to Male)				

Effective 10/1/2021, this table contains a consolidated Transgender row which includes the sum of data from the previously separate Transgender rows, tagged with .

Q10c: Gender of Persons Missing Age Information

	Total	Without Children	With Children and Adults	With Only Children	Unknown Household Type
Male	0	0	0	0	0
Female	0	0	0	0	0
No Single Gender	0	0	0	0	0
Questioning	0	0	0	0	0
Transgender	0	0	0	0	0
Client Doesn't Know/Client Refused	0	0	0	0	0
Data Not Collected	0	0	0	0	0
Total	0	0	0	0	0
Trans Female (MTF or Male to Female)					
Trans Male (FTM or Female to Male)					

Effective 10/1/2021, this table contains a consolidated Transgender row which includes the sum of data from the previously separate Transgender rows, tagged with .

Q10d: Gender by Age Ranges

	Total	Under Age 18	Age 18-24	Age 25-61	Age 62 and over	Client Doesn't Know/ Client Refused	Data Not Collected
Male	9	4	0	4	1	0	0
Female	25	12	0	12	1	0	0
No Single Gender	0	0	0	0	0	0	0
Questioning	0	0	0	0	0	0	0
Transgender	0	0	0	0	0	0	0
Client Doesn't Know/Client Refused	0	0	0	0	0	0	0
Data Not Collected	0	0	0	0	0	0	0
Total	34	16	0	16	2	0	0
Trans Female (MTF or Male to Female)							
Trans Male (FTM or Female to Male)							

Effective 10/1/2021, this table contains a consolidated Transgender row which includes the sum of data from the previously separate Transgender rows, tagged with .

Q11: Age

	Total	Without Children	With Children and Adults	With Only Children	Unknown Household Type
Under 5	6	0	6	0	0
5 - 12	7	0	7	0	0
13 - 17	3	0	3	0	0
18 - 24	0	0	0	0	0
25 - 34	7	3	4	0	0
35 - 44	1	0	1	0	0
45 - 54	5	4	1	0	0
55 - 61	3	3	0	0	0
62+	2	2	0	0	0
Client Doesn't Know/Client Refused	0	0	0	0	0
Data Not Collected	0	0	0	0	0
Total	34	12	22	0	0

Q12a: Race

	Total	Without Children	With Children and Adults	With Only Children	Unknown Household Type
White	16	6	10	0	0
Black, African American, or African	17	5	12	0	0
Asian or Asian American	0	0	0	0	0
American Indian, Alaska Native, or Indigenous	1	1	0	0	0
Native Hawaiian or Pacific Islander	0	0	0	0	0
Multiple Races	0	0	0	0	0
Client Doesn't Know/Client Refused	0	0	0	0	0
Data Not Collected	0	0	0	0	0
Total	34	12	22	0	0

Q12b: Ethnicity

	Total	Without Children	With Children and Adults	With Only Children	Unknown Household Type
Non-Hispanic/Non-Latin(a)(o)(x)	29	12	17	0	0
Hispanic/Latin(a)(o)(x)	5	0	5	0	0
Client Doesn't Know/Client Refused	0	0	0	0	0
Data Not Collected	0	0	0	0	0
Total	34	12	22	0	0

Q13a1: Physical and Mental Health Conditions at Start

	Total Persons	Without Children	Adults in HH with Children & Adults	Children in HH with Children & Adults	With Children and Adults ☺	With Only Children	Unknown Household Type
Mental Health Disorder	3	1	1	1		0	0
Alcohol Use Disorder							
Drug Use Disorder							
Both Alcohol Use and Drug Use Disorders							
Chronic Health Condition	2	2	0	0		0	0
HIV/AIDS							
Developmental Disability	1	0	0	1		0	0
Physical Disability	4	4	0	0		0	0

☺ The "With Children and Adults" column is retired as of 10/1/2019 and replaced with the columns "Adults in HH with Children & Adults" and "Children in HH with Children & Adults".

Q13b1: Physical and Mental Health Conditions at Exit

	Total Persons	Without Children	Adults in HH with Children & Adults	Children in HH with Children & Adults	With Children and Adults ☺	With Only Children	Unknown Household Type
Mental Health Disorder	3	1	1	1		0	0
Alcohol Use Disorder							
Drug Use Disorder							
Both Alcohol Use and Drug Use Disorders							
Chronic Health Condition	2	2	0	0		0	0
HIV/AIDS							
Developmental Disability	1	0	0	1		0	0
Physical Disability	4	4	0	0		0	0

☺ The "With Children and Adults" column is retired as of 10/1/2019 and replaced with the columns "Adults in HH with Children & Adults" and "Children in HH with Children & Adults".

Q13c1: Physical and Mental Health Conditions for Stayers

	Total Persons	Without Children	Adults in HH with Children & Adults	Children in HH with Children & Adults	With Children and Adults ☺	With Only Children	Unknown Household Type
Mental Health Disorder							
Alcohol Use Disorder							
Drug Use Disorder							
Both Alcohol Use and Drug Use Disorders							
Chronic Health Condition							
HIV/AIDS							
Developmental Disability							
Physical Disability							

☺ The "With Children and Adults" column is retired as of 10/1/2019 and replaced with the columns "Adults in HH with Children & Adults" and "Children in HH with Children & Adults".

Q14a: Domestic Violence History


	Total	Without Children	With Children and Adults	With Only Children	Unknown Household Type
Yes	2	0	2	0	0
No	15	11	4	0	0
Client Doesn't Know/Client Refused	0	0	0	0	0
Data Not Collected	1	1	0	0	0
Total	18	12	6	0	0

Q14b: Persons Fleeing Domestic Violence

	Total	Without Children	With Children and Adults	With Only Children	Unknown Household Type
Yes	1	0	1	0	0
No	1	0	1	0	0
Client Doesn't Know/Client Refused	0	0	0	0	0
Data Not Collected	0	0	0	0	0
Total	2	0	2	0	0

Q15: Living Situation

	Total	Without Children	With Children and Adults	With Only Children	Unknown Household Type
Homeless Situations					
Emergency shelter, including hotel or motel paid for with emergency shelter voucher	0	0	0	0	0
Transitional housing for homeless persons (including homeless youth)	0	0	0	0	0
Place not meant for habitation	1	1	0	0	0
Safe Haven	0	0	0	0	0
Host Home (non-crisis)	0	0	0	0	0
Interim Housing 					
Subtotal	1	1	0	0	0
Institutional Settings					
Psychiatric hospital or other psychiatric facility	0	0	0	0	0
Substance abuse treatment facility or detox center	0	0	0	0	0
Hospital or other residential non-psychiatric medical facility	0	0	0	0	0
Jail, prison or juvenile detention facility	0	0	0	0	0
Foster care home or foster care group home	0	0	0	0	0
Long-term care facility or nursing home	0	0	0	0	0
Residential project or halfway house with no homeless criteria	0	0	0	0	0
Subtotal	0	0	0	0	0
Other Locations					
Permanent housing (other than RRH) for formerly homeless persons	0	0	0	0	0
Owned by client, no ongoing housing subsidy	0	0	0	0	0
Owned by client, with ongoing housing subsidy	0	0	0	0	0
Rental by client, with RRH or equivalent subsidy	1	1	0	0	0
Rental by client, with HCV voucher (tenant or project based)	0	0	0	0	0
Rental by client in a public housing unit	0	0	0	0	0
Rental by client, no ongoing housing subsidy	13	9	4	0	0
Rental by client, with VASH subsidy	0	0	0	0	0
Rental by client with GPD TIP subsidy	0	0	0	0	0
Rental by client, with other housing subsidy	0	0	0	0	0
Hotel or motel paid for without emergency shelter voucher	1	0	1	0	0
Staying or living in a friend's room, apartment or house	0	0	0	0	0
Staying or living in a family member's room, apartment or house	2	1	1	0	0
Client Doesn't Know/Client Refused	0	0	0	0	0
Data Not Collected	0	0	0	0	0
Subtotal	17	11	6	0	0
Total	18	12	6	0	0

 Interim housing is retired as of 10/1/2019.

Q16: Cash Income - Ranges

	Income at Start	Income at Latest Annual Assessment for Stayers	Income at Exit for Leavers
No income	8	0	4
\$1 - \$150	0	0	0
\$151 - \$250	0	0	1
\$251 - \$500	0	0	0
\$501 - \$1000	3	0	4
\$1,001 - \$1,500	4	0	2
\$1,501 - \$2,000	3	0	2
\$2,001+	0	0	0
Client Doesn't Know/Client Refused	0	0	0
Data Not Collected	0	0	0
Number of Adult Stayers Not Yet Required to Have an Annual Assessment	0	3	0
Number of Adult Stayers Without Required Annual Assessment	0	2	0
Total Adults	18	5	13

Q17: Cash Income - Sources

	Income at Start	Income at Latest Annual Assessment for Stayers	Income at Exit for Leavers
Earned Income	3	0	4
Unemployment Insurance	3	0	0
SSI	3	0	3
SSDI	1	0	2
VA Service-Connected Disability Compensation	0	0	0
VA Non-Service Connected Disability Pension	0	0	0
Private Disability Insurance	0	0	0
Worker's Compensation	0	0	0
TANF or Equivalent	1	0	0
General Assistance	0	0	0
Retirement (Social Security)	1	0	1
Pension from Former Job	0	0	0
Child Support	1	0	1
Alimony (Spousal Support)	0	0	0
Other Source	0	0	0
Adults with Income Information at Start and Annual Assessment/Exit	0	0	13

Q19b: Disabling Conditions and Income for Adults at Exit

	AO: Adult with Disabling Condition	AO: Adult without Disabling Condition	AO: Total Adults	AO: % with Disabling Condition by Source	AC: Adult with Disabling Condition	AC: Adult without Disabling Condition	AC: Total Adults	AC: % with Disabling Condition by Source	UK: Adult with Disabling Condition	UK: Adult without Disabling Condition	UK: Total Adults	UK: % with Disabling Condition by Source
Earned Income	1	2	3	33.33%	0	1	1	0%	0	0	0	0
Supplemental Security Income (SSI)	2	0	2	100.00%	0	1	1	0%	0	0	0	0
Social Security Disability Insurance (SSDI)	2	0	2	100.00%	0	0	0	0	0	0	0	0
VA Service-Connected Disability Compensation	0	0	0	0	0	0	0	0	0	0	0	0
Private Disability Insurance	0	0	0	0	0	0	0	0	0	0	0	0
Worker's Compensation	0	0	0	0	0	0	0	0	0	0	0	0
Temporary Assistance for Needy Families (TANF)	0	0	0	0	0	0	0	0	0	0	0	0
Retirement Income from Social Security	1	0	1	100.00%	0	0	0	0	0	0	0	0
Pension or retirement income from a former job	0	0	0	0	0	0	0	0	0	0	0	0
Child Support	0	0	0	0	0	1	1	0%	0	0	0	0
Other source	0	0	0	0	0	0	0	0	0	0	0	0
No Sources	1	0	1	100.00%	2	1	3	66.67%	0	0	0	0
Unduplicated Total Adults	6	2	8		2	3	5		0	0	0	

Numbers in *green italics* have been recalculated or weighted based on available totals.

Q20a: Type of Non-Cash Benefit Sources

	Benefit at Start	Benefit at Latest Annual Assessment for Stayers	Benefit at Exit for Leavers
Supplemental Nutritional Assistance Program	10	0	8
WIC	0	0	0
TANF Child Care Services	0	0	0
TANF Transportation Services	0	0	0
Other TANF-Funded Services	0	0	0
Other Source	0	0	0

Q21: Health Insurance

	At Start	At Annual Assessment for Stayers	At Exit for Leavers
Medicaid	18	0	15
Medicare	3	0	3
State Children's Health Insurance Program	0	0	0
VA Medical Services	0	0	0
Employer Provided Health Insurance	0	0	0
Health Insurance Through COBRA	1	0	1
Private Pay Health Insurance	0	0	0
State Health Insurance for Adults	0	0	0
Indian Health Services Program	0	0	0
Other	0	0	0
No Health Insurance	14	0	10
Client Doesn't Know/Client Refused	0	0	0
Data Not Collected	0	4	0
Number of Stayers Not Yet Required to Have an Annual Assessment	0	3	0
1 Source of Health Insurance	18	0	15
More than 1 Source of Health Insurance	2	0	2

Q22a2: Length of Participation – ESG Projects

	Total	Leavers	Stayers
0 to 7 days	1	1	0
8 to 14 days	0	0	0
15 to 21 days	0	0	0
22 to 30 days	1	0	1
31 to 60 days	5	5	0
61 to 90 days	3	2	1
91 to 180 days	7	6	1
181 to 365 days	7	7	0
366 to 730 days (1-2 Yrs)	7	3	4
731 to 1,095 days (2-3 Yrs)	3	3	0
1,096 to 1,460 days (3-4 Yrs)	0	0	0
1,461 to 1,825 days (4-5 Yrs)	0	0	0
More than 1,825 days (> 5 Yrs)	0	0	0
Data Not Collected	0	0	0
Total	34	27	7

Q22c: Length of Time between Project Start Date and Housing Move-in Date

	Total	Without Children	With Children and Adults	With Only Children	Unknown Household Type
7 days or less	0	0	0	0	0
8 to 14 days	0	0	0	0	0
15 to 21 days	0	0	0	0	0
22 to 30 days	0	0	0	0	0
31 to 60 days	0	0	0	0	0
61 to 180 days	0	0	0	0	0
181 to 365 days	0	0	0	0	0
366 to 730 days (1-2 Yrs)	0	0	0	0	0
Total (persons moved into housing)	0	0	0	0	0
Average length of time to housing	0	0	0	0	0
Persons who were exited without move-in	0	0	0	0	0
Total persons	0	0	0	0	0

Numbers in *green italics* have been recalculated or weighted based on available totals.

Q22d: Length of Participation by Household Type

	Total	Without Children	With Children and Adults	With Only Children	Unknown Household Type
7 days or less	1	1	0	0	0
8 to 14 days	0	0	0	0	0
15 to 21 days	0	0	0	0	0
22 to 30 days	1	1	0	0	0
31 to 60 days	5	0	5	0	0
61 to 90 days	3	1	2	0	0
91 to 180 days	7	2	5	0	0
181 to 365 days	7	2	5	0	0
366 to 730 days (1-2 Yrs)	7	2	5	0	0
731 to 1,095 days (2-3 Yrs)	3	3	0	0	0
1,096 to 1,460 days (3-4 Yrs)	0	0	0	0	0
1,461 to 1,825 days (4-5 Yrs)	0	0	0	0	0
More than 1,825 days (> 5 Yrs)	0	0	0	0	0
Data Not Collected	0	0	0	0	0
Total	34	12	22	0	0

Q22e: Length of Time Prior to Housing - based on 3.917 Date Homelessness Started

	Total	Without Children	With Children and Adults	With Only Children	Unknown Household Type
7 days or less	0	0	0	0	0
8 to 14 days	0	0	0	0	0
15 to 21 days	0	0	0	0	0
22 to 30 days	0	0	0	0	0
31 to 60 days	0	0	0	0	0
61 to 180 days	0	0	0	0	0
181 to 365 days	0	0	0	0	0
366 to 730 days (1-2 Yrs)	0	0	0	0	0
731 days or more	0	0	0	0	0
Total (persons moved into housing)	0	0	0	0	0
Not yet moved into housing	0	0	0	0	0
Data not collected	0	0	0	0	0
Total persons	0	0	0	0	0

Q23c: Exit Destination – All persons

	Total	Without Children	With Children and Adults	With Only Children	Unknown Household Type
Permanent Destinations					
Moved from one HOPWA funded project to HOPWA PH	0	0	0	0	0
Owned by client, no ongoing housing subsidy	0	0	0	0	0
Owned by client, with ongoing housing subsidy	0	0	0	0	0
Rental by client, no ongoing housing subsidy	12	7	5	0	0
Rental by client, with VASH housing subsidy	0	0	0	0	0
Rental by client, with GPD TIP housing subsidy	0	0	0	0	0
Rental by client, with other ongoing housing subsidy	5	0	5	0	0
Permanent housing (other than RRH) for formerly homeless persons	0	0	0	0	0
Staying or living with family, permanent tenure	0	0	0	0	0
Staying or living with friends, permanent tenure	0	0	0	0	0
Rental by client, with RRH or equivalent subsidy	0	0	0	0	0
Rental by client, with HCV voucher (tenant or project based)	0	0	0	0	0
Rental by client in a public housing unit	0	0	0	0	0
Subtotal	17	7	10	0	0
Temporary Destinations					
Emergency shelter, including hotel or motel paid for with emergency shelter voucher	1	1	0	0	0
Moved from one HOPWA funded project to HOPWA TH	0	0	0	0	0
Transitional housing for homeless persons (including homeless youth)	0	0	0	0	0
Staying or living with family, temporary tenure (e.g. room, apartment or house)	4	0	4	0	0
Staying or living with friends, temporary tenure (e.g. room, apartment or house)	0	0	0	0	0
Place not meant for habitation (e.g., a vehicle, an abandoned building, bus/train/subway station/airport or anywhere outside)	0	0	0	0	0
Safe Haven	0	0	0	0	0
Hotel or motel paid for without emergency shelter voucher	5	0	5	0	0
Host Home (non-crisis)	0	0	0	0	0
Subtotal	10	1	9	0	0
Institutional Settings					
Foster care home or group foster care home	0	0	0	0	0
Psychiatric hospital or other psychiatric facility	0	0	0	0	0
Substance abuse treatment facility or detox center	0	0	0	0	0
Hospital or other residential non-psychiatric medical facility	0	0	0	0	0
Jail, prison, or juvenile detention facility	0	0	0	0	0
Long-term care facility or nursing home	0	0	0	0	0
Subtotal	0	0	0	0	0
Other Destinations					
Residential project or halfway house with no homeless criteria	0	0	0	0	0
Deceased	0	0	0	0	0
Other	0	0	0	0	0
Client Doesn't Know/Client Refused	0	0	0	0	0
Data Not Collected (no exit interview completed)	0	0	0	0	0
Subtotal	0	0	0	0	0
Total	27	8	19	0	0
Total persons exiting to positive housing destinations	0	0	0	0	0
Total persons whose destinations excluded them from the calculation	0	0	0	0	0
Percentage	0%	0%	0%	0	0

Numbers in *green italics* have been recalculated or weighted based on available totals.

Q24: Homelessness Prevention Housing Assessment at Exit

	Total	Without Children	With Children and Adults	With Only Children	Unknown Household Type
Able to maintain the housing they had at project start--Without a subsidy	11	5	6	0	0
Able to maintain the housing they had at project start--With the subsidy they had at project start	0	0	0	0	0
Able to maintain the housing they had at project start--With an on-going subsidy acquired since project start	0	0	0	0	0
Able to maintain the housing they had at project start--Only with financial assistance other than a subsidy	0	0	0	0	0
Moved to new housing unit--With on-going subsidy	0	0	0	0	0
Moved to new housing unit--Without an on-going subsidy	14	2	12	0	0
Moved in with family/friends on a temporary basis	1	0	1	0	0
Moved in with family/friends on a permanent basis	0	0	0	0	0
Moved to a transitional or temporary housing facility or program	0	0	0	0	0
Client became homeless - moving to a shelter or other place unfit for human habitation	1	1	0	0	0
Client went to jail/prison	0	0	0	0	0
Client died	0	0	0	0	0
Client doesn't know/Client refused	0	0	0	0	0
Data not collected (no exit interview completed)	0	0	0	0	0
Total	27	8	19	0	0

Q25a: Number of Veterans

	Total	Without Children	With Children and Adults	Unknown Household Type
Chronically Homeless Veteran	0	0	0	0
Non-Chronically Homeless Veteran	0	0	0	0
Not a Veteran	18	12	6	0
Client Doesn't Know/Client Refused	0	0	0	0
Data Not Collected	0	0	0	0
Total	18	12	6	0

Q26b: Number of Chronically Homeless Persons by Household

	Total	Without Children	With Children and Adults	With Only Children	Unknown Household Type
Chronically Homeless	0	0	0	0	0
Not Chronically Homeless	34	12	22	0	0
Client Doesn't Know/Client Refused	0	0	0	0	0
Data Not Collected	0	0	0	0	0
Total	34	12	22	0	0

Maps

Manatee County

Low & Moderate Income Areas

2020 HUD Low/Mod Data Percentage of Low/Mod Income Population by Block Group

- < 51%
- ≥ 51%
- Samoset West R/ECAP Target Area
- Washington Park Target Area
- Samoset Target Area
- South County R/ECAP Target Area
- Census Tracts (2010)
- Incorporated Cities
- Unincorporated Manatee County
- Water
- Interstates
- Major Roads
- Minor Roads

Source: 2010 TIGER/Line Shapefiles (Block Groups);
2020 HUD Low/Mod Data (2011-2015 ACS, Base Data)

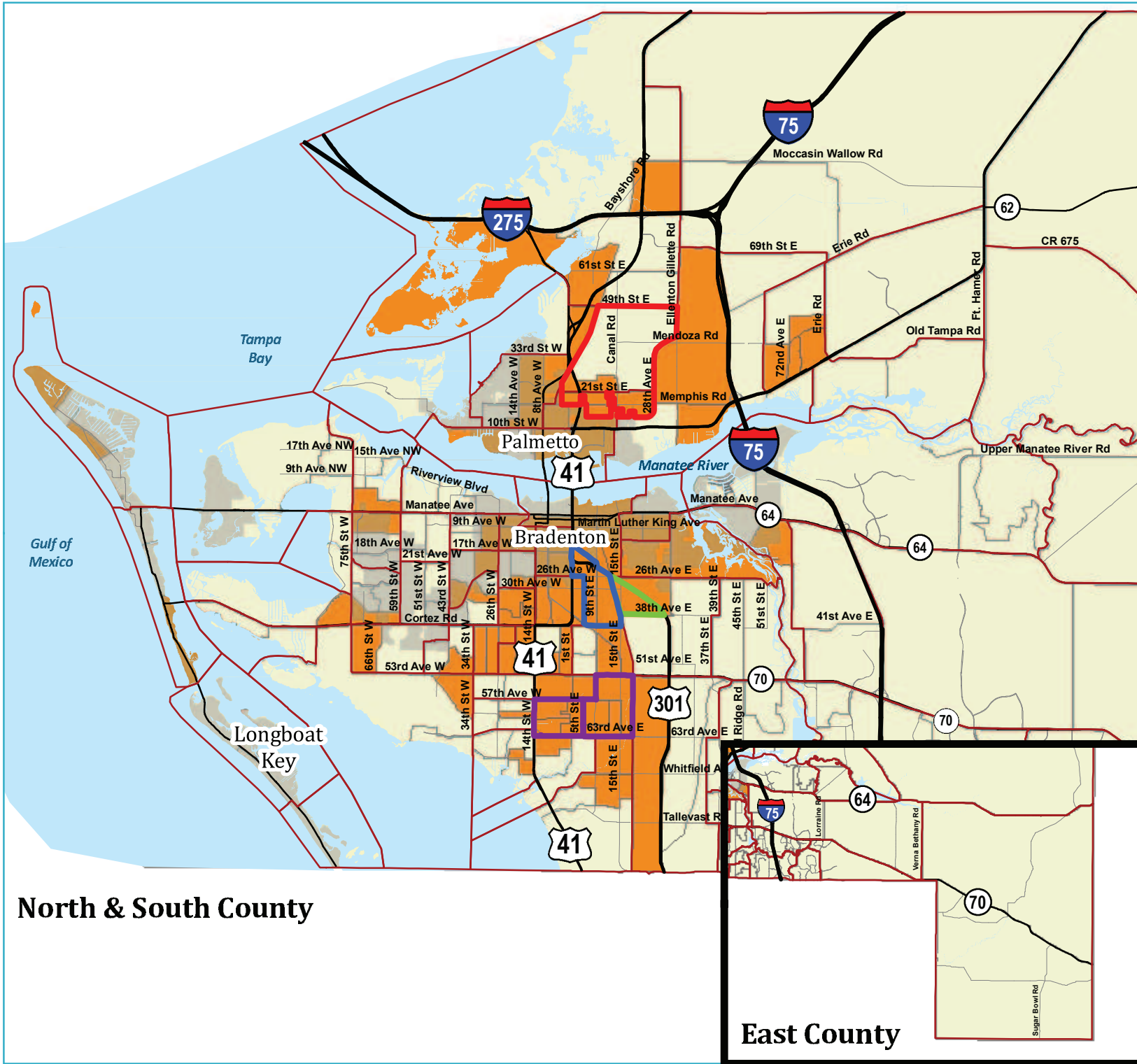
February 2020



0 1 2 Miles



One Tampa City Center
201 N. Franklin Street
Suite 1350
Tampa, FL 33602
www.WadeTrim.com



North & South County

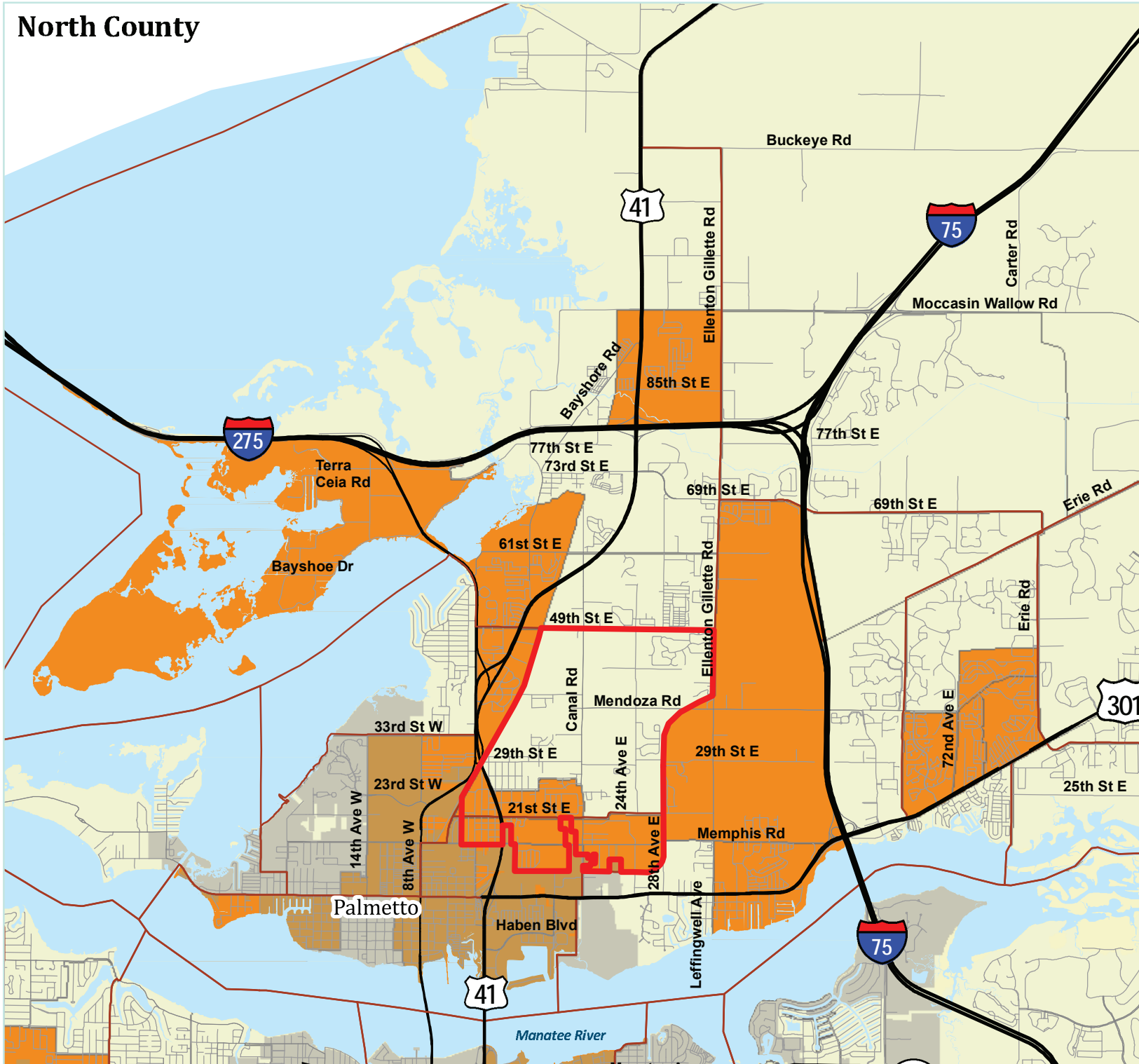
East County

North County

2020/2021
ANNUAL ACTION PLAN

Manatee County

2020 HUD Low & Moderate Income Areas

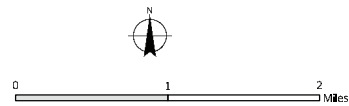


2020 HUD Low/Mod Data
Percentage of Low/Mod
Population by Block Group

- < 51%
- ≥ 51%
- Samoset West R/ECAP Target Area
- Washington Park Target Area
- Samoset Target Area
- South County R/ECAP Target Area
- Census Tracts (2010)
- Incorporated Cities
- Unincorporated Manatee County
- Water
- Interstates
- Major Roads
- Minor Roads

Source: 2010 TIGER/Line Shapefiles (Block Groups);
2020 HUD Low/Mod Data (2011-2015 ACS, Base Data)

February 2020



One Tampa City Center
201 N. Franklin Street
Suite 1350
Tampa, FL 33602
www.WadeTrim.com

Manatee County

2020 HUD Low & Moderate Income Areas

2020 HUD Low/Mod Data Percentage of Low/Mod Population by Block Group

- < 51%
- ≥ 51%
- Samoset West R/ECAP Target Area
- Washington Park Target Area
- Samoset Target Area
- South County R/ECAP Target Area
- Census Tracts (2010)
- Incorporated Cities
- Unincorporated Manatee County
- Water
- Interstates
- Major Roads
- Minor Roads

Source: 2010 TIGER/Line Shapefiles (Block Groups);
2020 HUD Low/Mod Data (2011-2015 ACS, Base Data)

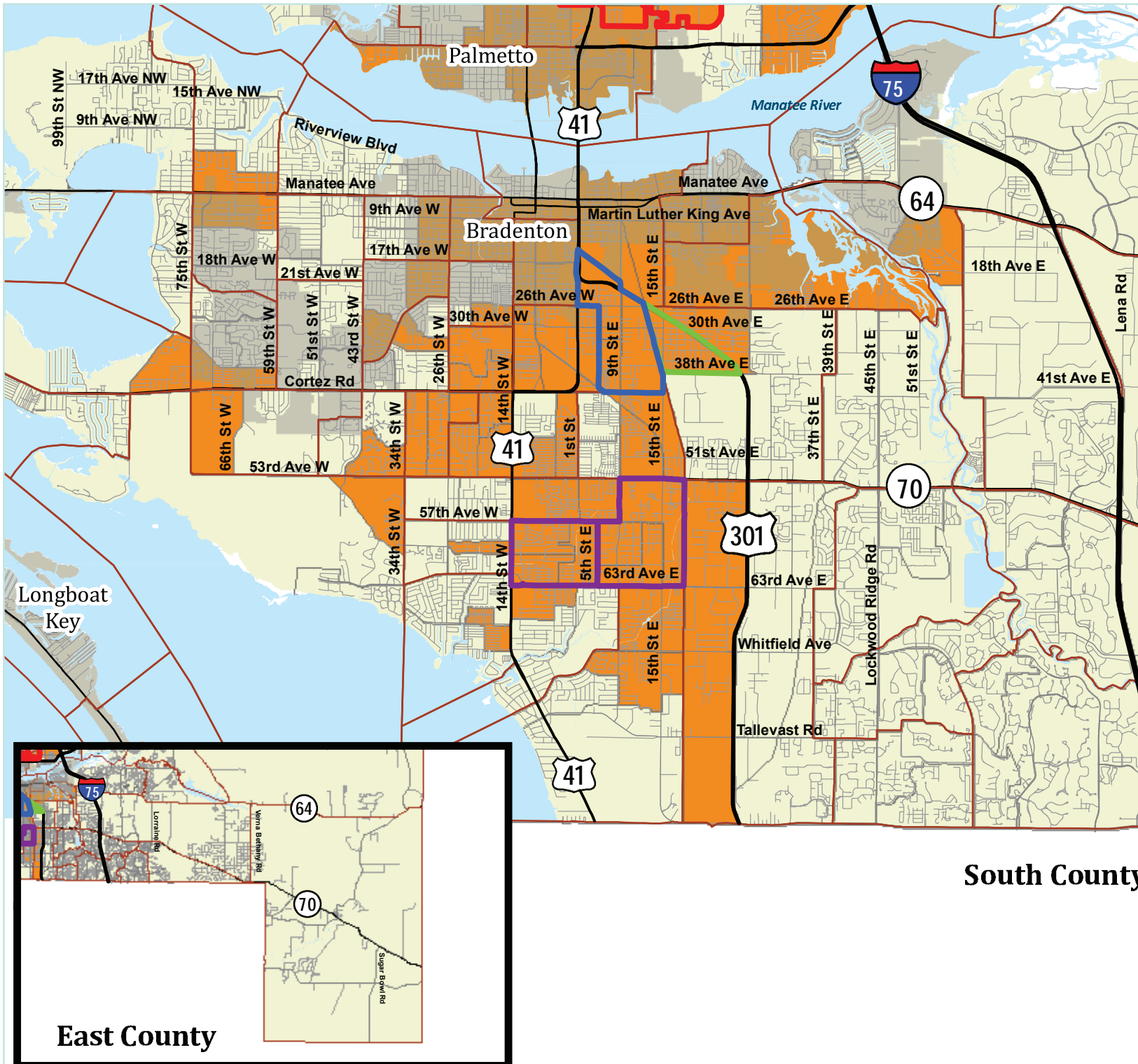
February 2020



0 1 2 Miles



One Tampa City Center
201 N. Franklin Street
Suite 1350
Tampa, FL 33602
www.WadeTrim.com




South County

East County

Manatee County

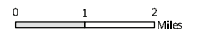
Low Income Population

2020 HUD Low/Mod Data Low Income Population (%)

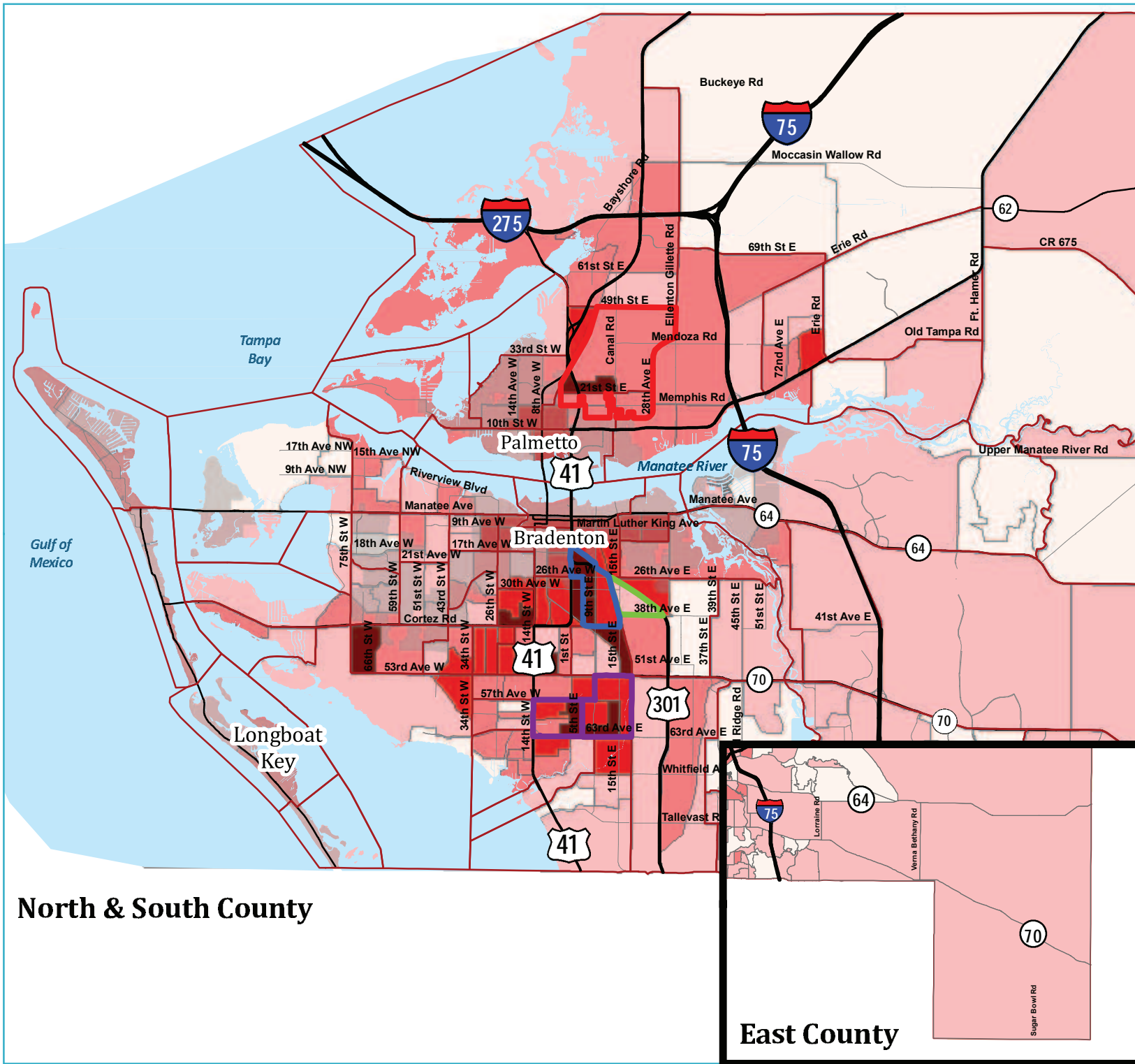


Source: 2010 TIGER/Line Shapefiles (Block Groups);
2019 HUD Low/Mod Data (2011-2015 ACS, Base Data);
HUD Open Data 2017

February 2020



One Tampa City Center
201 N. Franklin Street
Suite 1350
Tampa, FL 33602
www.WadeTrim.com



North & South County

East County

Manatee County

African-American Population

American Community Survey Percentage of Black or African-American Population by Block Group

- Less than 20%
- 20% - 29%
- 30% - 39%
- 40% - 49%
- Greater than 50%
- Samoset West R/ECAP Target Area
- Washington Park Target Area
- Samoset Target Area
- South County R/ECAP Target Area
- Census Tracts (2010)
- Incorporated Cities
- Unincorporated Manatee County
- Water
- Interstates
- Major Roads

Source: 2010 TIGER/Line Shapefiles (Block Groups);
2014-2018 American Community Survey, 5-Year Estimates;
HUD Open Data 2017

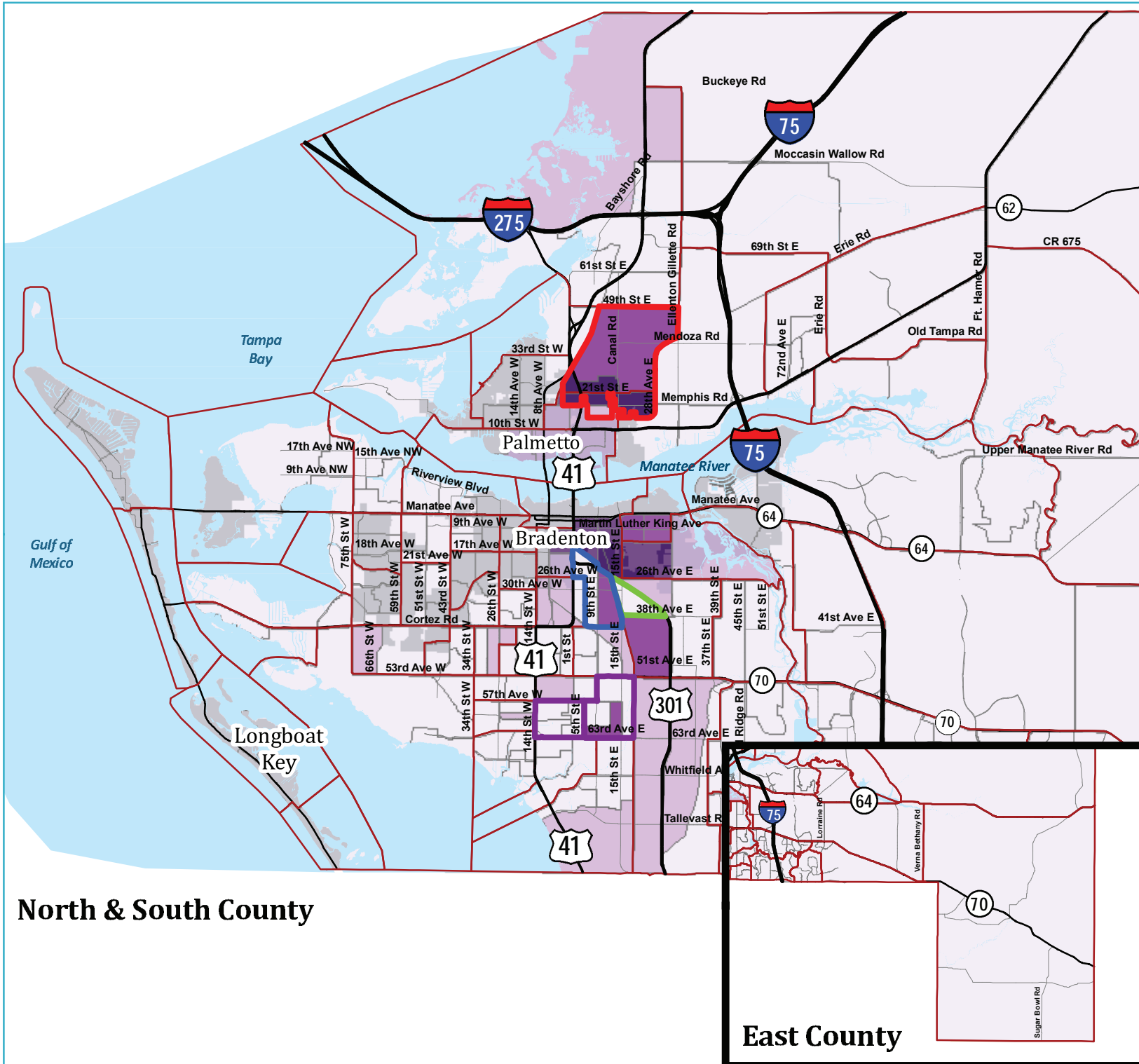
February 2020



0 1 2 Miles



One Tampa City Center
201 N. Franklin Street
Suite 1350
Tampa, FL 33602
www.WadeTrim.com



North & South County

East County

Manatee County


Hispanic or Latino Population

American Community Survey Percentage of Hispanic or Latino Population by Block Group

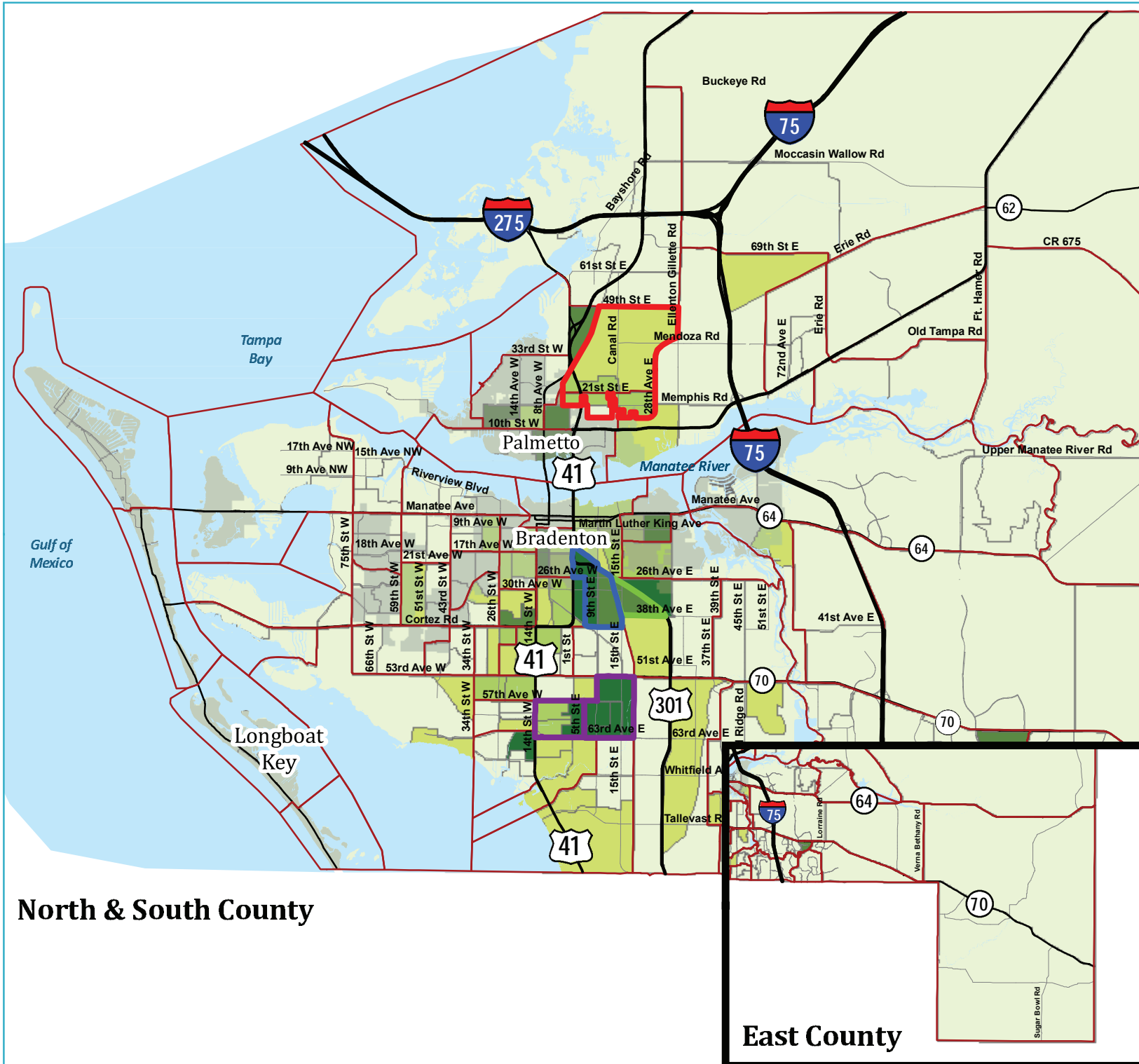
- Less than 20%
- 21% - 30%
- 31% - 40%
- 41% - 50%
- More than 50%
- Samoset West R/ECAP Target Area
- Washington Park Target Area
- Samoset Target Area
- South County R/ECAP Target Area
- Census Tracts (2010)
- Incorporated Cities
- Unincorporated Manatee County
- Water
- Interstates
- Major Roads

Source: 2010 TIGER/Line Shapefiles (Block Groups);
2013-2017 American Community Survey, 5-Year Estimates;
HUD Open Data 2017

February 2020



One Tampa City Center
201 N. Franklin Street
Suite 1350
Tampa, FL 33602
www.WadeTrim.com



North & South County

East County